


DAV Public School

Budhpur, New Delhi-110036

CLASS I

FUN ACTIVITIES FOR SUMMER VACATION, 2019-2020



As the holidays have begun,
it's time for us to have some fun.

It is time to see amazing kids' movies,
and help our mama in making goodies.

We will make new friends and play lots of games,
spend time with them and know their names.

We got a big break from school,
to enjoy the vacation and stay cool.

We are free to do anything we like,
playing, reading or riding our bike.

We will sleep on time,
and rise with the bright sun.

As the holidays have begun,
It's time for us to have some fun.

*Looking forward to meet to
you all in July.....*

Happy Holidays!!!!!!!

Have a great time!



- Please make sure that your child completes his/her holiday homework timely.
 - Encourage your child to do the activities themselves and allocate a specific time to do home task.
 - Revise all the work done in the class
- 1) Learn any 2 English and 2 Hindi rhymes of at least 10 lines on your own.
 - 2) Do practice of writing in English and in Hindi at least 5 pages in separate 3 in 1 notebook.
 - 3) Take print of below mentioned vyanjan sheet on one side and number line on other side and get it laminated.

क ख ग घ ङ

च छ ज झ ञ

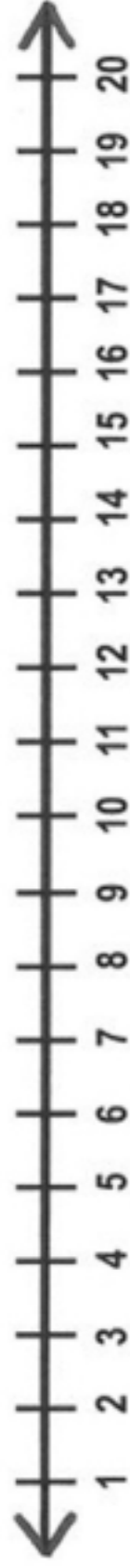
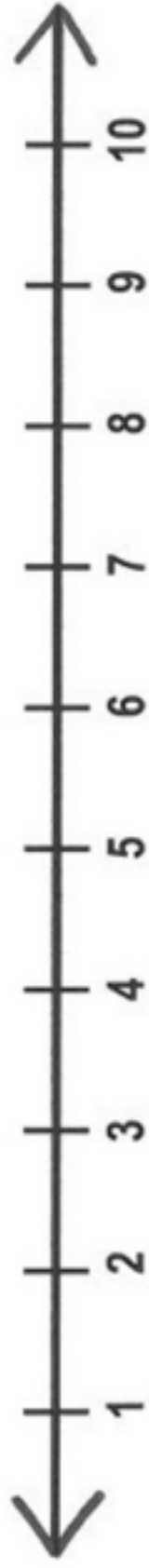
ट ठ ड ढ ण

त थ द ध न

प फ ब भ म


य र ल व

स श ष ह



Number Line

Clock



ABACUS

H

T

O

4) Take print out of above mentioned sheets. One side Clock and other side Abacus and get it laminated.

5) Make beautiful posters with pictures on the following topics (on coloured A3 size sheet) Refer My Living World Book

	Roll No
i) Things which keeps our body clean	1 - 2
ii) Healthy food	3 - 4
iii) Clothes worn in different seasons	5 - 6
iv) Different types of Houses	7 - 8
v) Family Members	9 - 10
vi) National Festivals	11 - 12
vii) Different Plants	13 - 14
viii) Wild and Domestic Animals	15 - 16
ix) Water	17 - 18
x) Important Places	19 - 20
xi) Helpers	21 - 22

• Make flash cards of size (12*12 inches) with pictures and cover it with plastic sheet. Make 3 flash card in English and in Hindi according to the distribution of Roll No's. (Refer My English Reader and Bhasha Madhuri Book)

ROLL NO	ENGLISH (SOUNDS)	HINDI (MATRAS)
1 - 2	ll	आ
3 - 4	ll	इ
5 - 6	oo	ई
7 - 8	sh	उ
9- 10	ch	ऊ
11 - 12	th	ए
13 - 14	ss	ऐ
15 - 16	ck	ओ
17 - 18	ng	औ
19 - 20	oo	अं
21 - 22	sh	अँ

- Collect information and pictures related to the title given i.e Winter Season.

Following are the distribution of topic related to Winter Season :-

Roll No	1 to 6	Festival in Winter Season
	7 to 11	Winter Food
	12 to 17	Winter Clothes
	18 to 22	Winter Fruits and Vegetables

Make creative cut outs, posters, charts, hangings depicting information about above mentioned topics related to Winter Season.

- Do the below mentioned worksheets and bring it in the folder.

Put the correct sign

$15 \square 19$

$9 \square 20$

$12 \square 17$

$10 \square 17$

$21 \square 20$

$21 \square 10$

$17 \square 15$

$14 \square 25$

$7 \square 24$

$14 \square 9$

$9 \square 17$

$15 \square 15$

$14 \square 21$

$19 \square 17$

$19 \square 20$

$9 \square 21$

$19 \square 21$

$23 \square 9$

$21 \square 23$

$24 \square 19$

Missing numbers up to 20

Name: _____ Score: _____



Write the missing numbers in words



Name _____ Date _____

Fill the missing number

1		3		5	6		8		10
11	12			15		17		19	20
21		23			26	27		29	30
31		33		35		37	38		40
41	42		44			47		49	50

Name _____ Date _____

Circle the number that is greater.

2 7

3 4

9 6

10 7

13 16

20 5

18 13

8 11

12 17

2 3

6 17

7 18

9 12

3 14

11 8

17 14

1 8

20 1

21 2

25 4

हिन्दी कार्याभ्यास

प्र1. आ, इ , ई ,मात्रा वाले शब्दों को छाँटकर सही स्थान पर लिखिए

आ मात्रा
वाले शब्द

इ मात्रा
वाले शब्द

ई मात्रा
वाले शब्द

गाय

गमला

पहिया

मछली

समाचार

डाकिया

खीर

पहाड़

किशमिश

मटका

छिलका

दीवार

बारिश

नाशपाती

बीमार

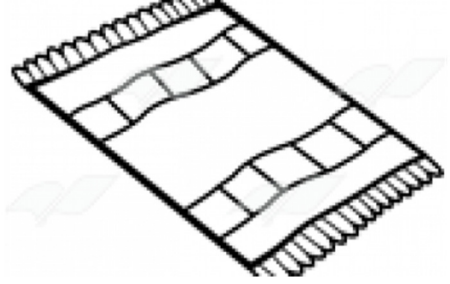
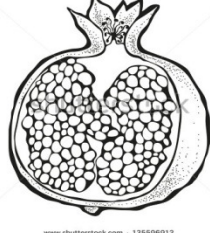

साईकिल

दीपक

चाय

प्र2. चित्र देखकर नीचे दिये गए वर्ग में से शब्द छाँटकर उन में रंग भरो

चा	अ	सा	ह	म	न	ट	द
फ	ना	ल	आ	स	न	मा	अ
जा	र	ब	म	य	ष	ट	ना
म	ख	वा	भ	गा	ज	र	ना
ट	ध	पा	ल	क	छा	र	स
का	झा	फ	जा	आ	गा	ल	हा



प्र3. वाक्य बनाओ

1. आसन- _____

2. दिन- _____

3. पालक- _____

4. गिलास- _____

WORKSHEET

I. Write the names of the body parts that rhyme with the given words:

1. South _____

2. Peg _____

3. Close _____

4. Band _____

5. Deck _____

6. Beet _____





7. Thin _____

8. Bread _____

9. Pin _____

10. Pear _____

II. Write the first letter of each picture and find what is it?



Now as you know "What is it" let us draw the image of computer.

