








DAV PUBLIC SCHOOL, CHANDRASEKHARPUR
HOLIDAY HOMEWORK FOR SUMMER VACATION-2022-23

CLASS – LKG

SUBJECT	HOME WORK
ENGLISH (Language Development)	<ul style="list-style-type: none">• Make a story calendar of odia story :- ଦକ୍ଷାକୁ ଆମ୍ଭ ଗଛ• Make a pattern tracing board (- , , \ , / , )• a - j letter & picture card puzzle.
MATHEMATICS (Basic Concepts)	<ul style="list-style-type: none">• Primary & Secondary colour Cones.• Shapes lacing board ( ,  ,  , )• Colour sorting board.
EVS (Environmental Concepts)	<ul style="list-style-type: none">• Sensory sticks (of 5 textures).• Students will practice and speak 5 lines about their family and its members.• Fruits and Veggies jig saw puzzle (2 fruits, 2 vegetables)
FUN GAMES	<ul style="list-style-type: none">• Ball maze game (alphabet rolls)• Catapult.
<ul style="list-style-type: none">• Pictures will be shared on WhatsApp.	



DAV PUBLIC SCHOOL, CHANDRASEKHARPUR
HOLIDAY HOMEWORK FOR SUMMER VACATION-2022-23




CLASS – UKG





SUBJECT	HOME WORK
ENGLISH	<ul style="list-style-type: none">• Prepare letter cards from a- z in lowercase. The size of the letter cards should be 2.5×2.5 inch. Kindly follow Richardson font.• Draw/ Paste the pictures of any five 'a' vowel CVC words (Refer My English Book)
MATHEMATICS	<ul style="list-style-type: none">• Prepare number cards from 1 to 20 using chart paper. The size of the number cards should be 3×3 inch.
ODIA	<ul style="list-style-type: none">• ଚିତ୍ର ଦେଖି ରଙ୍ଗୀନ କାଗଜରେ ଗୋଟିଏ ପ୍ରଜାପତି ତିଆରି କର, ପ୍ରତ୍ୟେକ ପ୍ରଜାପତି ଡେଣାରେ ୨ଟି ସ୍ଵର ବର୍ଣ୍ଣ ଲେଖିବ । ପ୍ରଜାପତିଟିକୁ କ୍ଲିପରେ ଅଠା ସାହାଯ୍ୟରେ ଲଗାଇବ ।
HINDI	<ul style="list-style-type: none">• रंगीन कागजों का उपयोग करके सुंदर तितली बनाएं, प्रत्येक तितली पर 2-2 स्वर वर्ण लिखें और क्लिप पर चिपकाएं। तितली का आकार क्लिप के आकार के अनुसार होना चाहिए। 13 स्वर वर्ण लिखने के लिए आपको 7 क्लिप की आवश्यकता होगी।
EVS	<ul style="list-style-type: none">• Prepare DIY (Do It Yourself) musical instruments for sense organs activity. They will make a tambourine using paper plates and anklet bells (ghungroo) and castanets using cardboard and metal bottle caps.
CREATIVE AND EXPERSIVE ARTS	<ul style="list-style-type: none">• Prepare Father's day card using colourful papers and decorative items.• Learn DAV Gaan.
<ul style="list-style-type: none">• For Hindi/Odia and EVS pictures will be shared on WhatsApp.	



DAV PUBLIC SCHOOL, CHANDRASEKHARPUR
HOLIDAY HOMEWORK FOR SUMMER VACATION-2022-23

CLASS – STD I

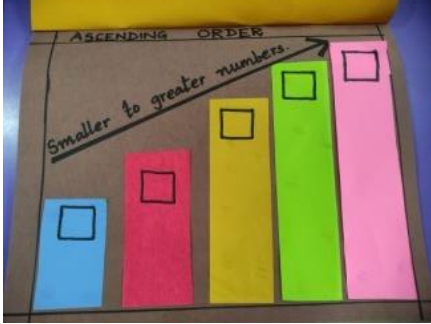
SUBJECT	HOME WORK
ENGLISH	<ul style="list-style-type: none">● Scrap book activity -> Make any five animals using thumb printing. (picture is attached for reference)● Prepare few lines to speak on the given topic "What is the most adventurous / silliest thing that you have ever done." 
MATHEMATICS	<ul style="list-style-type: none">● Write forward numbers 1-50 under TO in Maths copy.● Make two number dice using old cubical gift box / carton box. Write any number from 1 to 9 on each of the faces of one dice and from 10 to 20 on the faces of the other dice. (picture is attached for reference) 
ODIA	<ul style="list-style-type: none">● କାର୍ଯ୍ୟକଳାପ - *ପିଲାମାନେ "ମୋ ମାଆ" ବିଷୟରେ ପାଞ୍ଚଟି ଧାଡ଼ି ମନରୁ କହିବେ। *ପିଲାମାନେ 'ଆ' କାର ଓ 'ଇ' କାର ଶବ୍ଦ ଥିବା ତିନୋଟି ଲେଖାଏଁ ଶବ୍ଦ କାର୍ଡ ତିଆରି କରି ଆଇସକ୍ରିମ କାଠିରେ ଲଗାଇବେ। Size 8cm/8cm 
HINDI	<ul style="list-style-type: none">● बच्चे मेरी माँ विषय पर पाँच वाक्य सीखेंगे और बोलेंगे। शरीर के जिस अंग के नाम में आ की मात्रा है उसका चित्र बना कर या चिपका कर उसका नाम लिखिए (हिंदी कॉपी)।

<p>EVS</p>	<p>Make a sensory hanger</p> 
<p>CREATIVE AND EXPERSIVE ART</p>	<ul style="list-style-type: none"> • Make a fairy garden using earthen planters, plastic planters, small old plastic tubs etc. Decorate it with old toys and coloured stones. Identify the plants used in your fairy garden. You can use your own creativity. (reference pictures attached)   <p>Garden Design</p>
<p>Socio-Emotional Development</p>	<ul style="list-style-type: none"> • "Know your emotions" Take a printout of the attached picture. Paste it in the scrapbook and fill it up . (Refer to the picture attached)  <p>Where Do I Feel? We can recognize emotions by feeling them in our body. Color in where you feel each emotion.</p> <p>Sadness Happiness Fear Anger Love Color: _____</p>



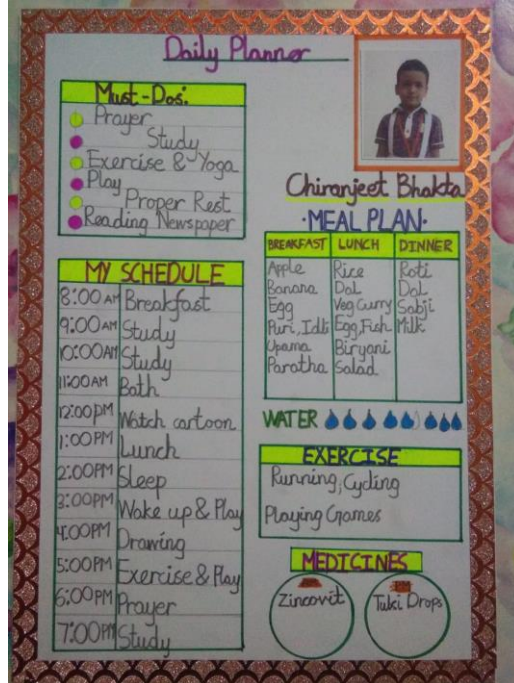
DAV PUBLIC SCHOOL, CHANDRASEKHARPUR
HOLIDAY HOMEWORK FOR SUMMER VACATION-2022-23

CLASS – STD II

SUBJECT	HOME WORK
ENGLISH	<ul style="list-style-type: none">• Make a riddle card using coloured paper of size 15 cm × 13 cm and paste it in your scrapbook.• Design a poster on the topic ' BEING KIND TO ANIMALS ' in your scrapbook.
MATHEMATICS	<ul style="list-style-type: none">• Arrange the given numbers (89, 98, 80, 78, 59) in ascending order as shown in the picture.(in your scrapbook)  <ul style="list-style-type: none">• Show any three digit number on abacus using coloured bindis. (in your scrapbook)
ODIA	<p>୧) ପାଞ୍ଚଟି ଗୃହପାଳିତ ଓ ବଣରେ ରହୁଥିବା ଜୀବଙ୍କର ମୁଖା ତିଆରି କର ।</p> <p>୨) ଗୋଟିଏ ଯୁକ୍ତାକ୍ଷର ବହି ତିଆରି କର । (ଦୁଆ ଖାତାଟିଏ କିଛି ପ୍ରଥମ ଦୁଇ ପୃଷ୍ଠାରେ “ଲ” ଫଳା ଓ “ଳ” ଫଳା ଥିବା ଦୁଇଟି ଲେଖାଏଁ ଶବ୍ଦ ଲେଖି ଚିତ୍ର କର ଓ ରଙ୍ଗ ଦିଅ ।)</p>
HINDI	<ul style="list-style-type: none">•सारे व्यंजन वर्णों से 2-2 शब्दों की सूची बनाओ । (in 1/4 th size chart paper)•पुराने डिब्बे से कूड़ेदान बनाओ और पुराने कपड़े से अपनी कक्षा के लिए डस्टर बनाओ ।
EVS	<ul style="list-style-type: none">• List out any three good habits that you should follow to maintain a healthy lifestyle on a 1/4 th size chart paper. Decorate it and hang it near your study table.• Draw and colour a scenery. Write which body parts help you to make this picture.
Craft Work	<ul style="list-style-type: none">• Make a Jhumar with paper cup using your own creativity. Link for reference :- https://youtu.be/Ywfbk64WGCM

LIEF SKILL

- Make your own planner where you will mention the time of the different activities that you are supposed to do throughout the day.(Picture for Reference)



-



DAV PUBLIC SCHOOL, CHANDRASEKHARPUR
HOLIDAY HOMEWORK FOR SUMMER VACATION-2022-23

CLASS – STD III

SUBJECT	HOME WORK
ENGLISH	<ol style="list-style-type: none">1. Revise whatever has been done in the class. (Literature as well as language)2. Read extra story books of your choice. Make a list of stories and the values learnt.3. Make a list of 10 proper names that you find in your city. Prepare a collage by collecting pictures of the same. Paste in English language copy.4. Write one page everyday in a separate single ruled copy to develop writing practice and improve handwriting.
MATHEMATICS	<ol style="list-style-type: none">1. Practice the chapters taught in the class.(Unit 1 , Unit-2 from Primary Mathematics book)2. Learn the multiplication table 2 to 20.3. Activity - Make a model on Abacus for 4 digit number using waste materials.
ODIA	<p>୧ - 'ସେହି ମୋ ପ୍ରିୟ ଜନମ ଭୁଲି' କବିତା ଓ 'ଆସରେ ଧରିବା ଜହ୍ନ' ବିଷୟ ପଢ଼ିବା ସହିତ ଦୁଇଟିଯାକ ବିଷୟର ଶବ୍ଦାର୍ଥ ଓ ପ୍ରଶ୍ନ ଉତ୍ତରର ଲିଖନ ଅଭ୍ୟାସ ରଫ୍ ଖାତାରେ କର ।</p> <p>୨ - ରଞ୍ଜିନ କାଗଜରେ ଆମ ଦେଶର ଜାତୀୟ ପତାକା, ପଶୁ, ପକ୍ଷୀ, ଫୁଲ ଓ ଫଳ ପ୍ରସ୍ତୁତ କର ।</p> <p>୩ - ଓଡ଼ିଆ ହସ୍ତଲିପିରେ ପରିଷ୍କାର ଭାବରେ ଧାଡ଼ି ଅନୁଯାୟୀ ସୁନ୍ଦର ଅକ୍ଷରରେ ନିର୍ଭୁଲ କରି ୧୦ ପୃଷ୍ଠା ହସ୍ତାକ୍ଷର ଲେଖ ।</p>
HINDI	<ol style="list-style-type: none">1.किन्हीं चार जल स्रोतों के चित्र बनाकर या चिपकाकर उनके नाम लिखिए।2.हाथी,बिल्ली,खरगोश,शेर या सिंह का मुखौटा बनाइए ।3.रफ काँपी में दस पेज सुलेख लिखिए।

SCIENCE	<p>1. Collect different kinds of leaves ,dry them and preserve for making your own herbarium and leaf art.</p> <p>2. Read life history and work of your favourite Indian scientist and prepare a report within 150 words.</p> <p>3. Read the following story and narrate the story in your own words and record it(any one) .To read the story, click the link given below.</p> <p>Link :1 https://storyweaver.org.in/stories/37744-the-night-the-moon-went-missing</p> <p>Link 2: https://storyweaver.org.in/stories/34911-the-case-of-the-missing-water</p> <p>Link 3: https://storyweaver.org.in/stories/21618-wild-cat-wild-cat</p> <p>4. Learn chapter 1 thoroughly.</p>
SOCIAL SCIENCE	<ol style="list-style-type: none"> 1. Prepare a speech on Junk food VS Healthy food. 2. Write the recipe of any two food items that you can prepare and also paste the photo of that food item in your class work copy. 3. Learn chapter 1 and 2 thoroughly.
ART	<ol style="list-style-type: none"> 1. Step by step - page no 1 to 20 2. One painting on any topic of your choice in 1/4 of the drawing sheet by any colour .
COMPUTER	<ul style="list-style-type: none"> • Make a video and show us on the computer what each part's name is and purpose is.
DANCE	<p>Make a Project on Folk dances of Odisha .</p>



DAV PUBLIC SCHOOL, CHANDRASEKHARPUR
HOLIDAY HOMEWORK FOR SUMMER VACATION-2022-23

CLASS - IV

SUBJECT	HOME WORK
ENGLISH	<ol style="list-style-type: none">1. Revise whatever has been done in the class. (Literature as well as language)2. List 20 Collective Nouns in your language copy and Prepare a collage for the same. Paste it in the English language copy.3. Read extra story books of your choice. Make a list of stories and the values learnt.4. Write one page everyday in a separate single ruled copy to develop writing practice and improve handwriting.
MATHEMATICS	<ol style="list-style-type: none">1. Practice the chapters taught in the class.(Unit 1 , Unit-2 from Primary Mathematics book).2. Learn the multiplication table 2 to 20.3. Activity- Mathtoon in scrapbook .
ODIA	<p>୧ - 'ଚିକିଚିକି' କବିତା ଓ 'ହଜିଲା ଦିନର କଥା' ବିଷୟ ପଢ଼ିବା ସହିତ ଦୁଇଟି ଯାକ ବିଷୟର ଲିଖିତ ପାଠର ଅଭ୍ୟାସ କର ।</p> <p>୨ - ଜଙ୍ଗଲଜାତ ଦ୍ରବ୍ୟ ସଂଗ୍ରହ କରି / ଫଟୋଚିତ୍ର ସଂଗ୍ରହ କରି / ଚିତ୍ର ଅଙ୍କନ କରି ସେଗୁଡ଼ିକର ଉପକାରिता ସମ୍ପର୍କରେ ଲେଖ ।</p> <p>୩ - ଓଡ଼ିଆ ହସ୍ତଲିପିରେ ପରିଷ୍କାର ଭାବରେ ଧାଡ଼ି ଅନୁଯାୟୀ ସୁନ୍ଦର ଅକ୍ଷରରେ ନିର୍ଭୁଲ କରି ୧୦ ପୃଷ୍ଠା ହସ୍ତାକ୍ଷର ଲେଖ ।</p>
HINDI	<ol style="list-style-type: none">1. गाँधी जी से जुड़ी तीन या चार चीज़ों के चित्र बनाकर या चिपकाकर उनके नाम लिखिए।2. दादी या नानी के लिए कागज़ से एक सुंदर सा बैग बनाइए तथा उसमें 'प्लास्टिक थैली की रोक' पर नारे लिखिए ।

	3.रफ कॉपी में दस पेज सुलेख लिखिए।
SCIENCE	<p>1.Prepare the human denture using low cost and no cost materials.(Refer your text book chapter my body page no 9)</p> <p>2.Read life history and work of your favourite Indian scientist and prepare a report within 300 words.</p> <p>3.Read the following story and narrate the story in your own words and record it(any one) .To read the story, click the link given below.</p> <p>LINK1: https://storyweaver.org.in/reading-programme/2/theme/6?language=en</p> <p>LINK2: https://storyweaver.org.in/reading-programme/3/theme/1?language=en</p> <p>LINK3: https://storyweaver.org.in/stories/12513-the-dance-of-the-flamingo</p> <p>4.Learn chapter My Body thoroughly.</p>
SOCIAL SCIENCE	<ol style="list-style-type: none"> 1. Survey your neighbourhood and make a list of all the festivals that are celebrated. Find out the delicacies (special dishes) associated with each festival. 2. Draw/ paste the picture of your favourite festivals in your class work copy. 3. Learn chapter 1 and 2 thoroughly.
ART	<p>1.Step by step, pg no. 1 to 20</p> <p>2. One painting on any topic by any colour</p> <p>Size of the painting- 1/4 of the drawing sheet.</p> <p>Best paintings will be kept for display in the creative board</p>
COMPUTER	Make a Dummy Computer that looks Authentic.
DANCE	Make a Project on Fitness vibes with Dance.



DAV PUBLIC SCHOOL, CHANDRASEKHARPUR
HOLIDAY HOMEWORK FOR SUMMER VACATION-2022-23
CLASS – V

SUBJECT	HOME WORK
ENGLISH	<p>1) Revise whatever has been done in the class. (Literature as well as language)</p> <p>2) List 25 Abstract Nouns in your language copy and learn them. Prepare a small album for abstract nouns. For example: beauty, kindness, forgiveness, poverty .Each page can have two pictures/photos demonstrating the nouns .</p> <p>3) Read extra stories of R.K.Narayan. Make a list of stories and the values learnt.</p> <p>4) Write one page everyday in a separate single ruled copy to develop writing practice and improve handwriting.</p>
MATHEMATICS	<p>1. Practice the chapters taught in the class.(Unit 1 , Unit-2 from Primary Mathematics book).</p> <p>2. Learn the multiplication table 2 to 25.</p> <p>3 . Activity- Magic square 3x3 and 4x4 magic square.(Do it in scrap book)</p>
ODIA	<p>Higher ODIA</p> <p>୧ - 'ଜାତୀୟ ଧ୍ବଜା ଆମ ଉଡ଼ାଇ ଫରଫର' କବିତା ଓ 'ଉପଯୁକ୍ତ ବେଶ ପକାଇ ଆସ' ବିଷୟ ପଢ଼ିବା ସହିତ ଦୁଇଟିଯାକ ବିଷୟର ଲିଖିତ ପାଠର ଅଭ୍ୟାସ କର ।</p> <p>୨ - ଆମ ଜାତୀୟ ପତାକାର ଚିତ୍ର ଅଙ୍କନ କରି ତାହା ସମ୍ପର୍କରେ ବିଭିନ୍ନ ତଥ୍ୟ ସଂଗ୍ରହ କର ।</p> <p>୩ - 'ଛାତ୍ର/ ଛାତ୍ରୀଙ୍କ ଉପଯୁକ୍ତ ବେଶ' ସମ୍ବନ୍ଧୀୟ ନିଜ ବକ୍ତୃତାର ଭିତ୍ତି ଓ ପ୍ରସ୍ତୁତ କର ।</p>

	<p>Lower ODIA</p> <p>୧ - ଓଡ଼ିଆ ଅକ୍ଷର ଓ ମାତ୍ରାର ପଠନ ସହିତ ଲିଖନ ଅଭ୍ୟାସ କର ।</p> <p>୨ - ଓଡ଼ିଆ ସଂଖ୍ୟା ୧ରୁ ୩୦ ପର୍ଯ୍ୟନ୍ତ ଉତ୍ତମ ଅକ୍ଷର ଓ ଅଙ୍କରେ ଲେଖିବାର ଅଭ୍ୟାସ କର ।</p> <p>୩ - Write 10 pages in your handwriting book.</p>
<p>HINDI</p>	<p>H.HINDI 1.चार या पाँच स्वतंत्रता सेनानियों के चित्र चिपका कर किसी एक के बारे में एक अनुच्छेद लिखिए। 2.व्याकरण - पर्यायवाची- (आँख से पुत्र), विलोम – (पृष्ठ संख्या - 80 & 81)(याद करके लिखिए) 3.रफ कॉपी में दस पेज सुलेख लिखिए।</p> <hr/> <p>Lower Hindi</p> <p>4. किन्हीं पाँच अच्छी आदतों के चित्र बनाकर या चिपकाकर उनके बारे में एक वाक्य लिखिए।</p> <p>5. सुलेख पुस्तिका पूरा कीजिए।</p>
<p>SCIENCE</p>	<p>1.(a)Prepare the lungs model using low cost and no cost materials</p> <p>(b)Prepare model of different kind of joints using low cost and no cost materials.</p> <p>2.Read life history and work of your favourite Indian scientist and prepare a report within 400 words.</p> <p>3.Read the following story and narrate the story in your own words and record it(any one) .To read the story click the link given below.</p> <p>LINK1:</p> <p>https://storyweaver.org.in/reading-programme/2/theme/6?language=en</p> <p>LINK2:</p> <p>https://storyweaver.org.in/reading-programme/3/theme/1?language=en</p> <p>LINK3:</p> <p>https://storyweaver.org.in/stories/12513-the-dance-of-the-flamingo</p>

	4.Learn chapter My Body thoroughly.
SOCIAL SCIENCE	<ol style="list-style-type: none"> 1. Make a small model of a house by using old cardboard, drawing sheets, paper, match boxes (waste materials) etc. 2. Write a report on the war of Ukraine and Russia and its impact on human migration. 3. Learn chapter 1 and 2 thoroughly.
ART	<ol style="list-style-type: none"> 1. Step by step ,pg no.1 to 20 2. One drawing in pencil shading on any good topic size of the paper - A4 <p>The best drawing will be kept for the imp guests who visits the campus</p>
COMPUTER	Make a Dummy Computer with a storage devices that appear real.
DANCE	Make a Project on Fitness vibes with Dance.