


**DSK DAY PUBLIC  
SCHOOL, PURULIA**

**SUMMER HOLIDAY  
HOMEWORK 2021-  
2022**

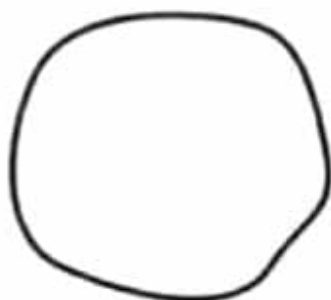
**CLASS – LKG,  
MATHS |**

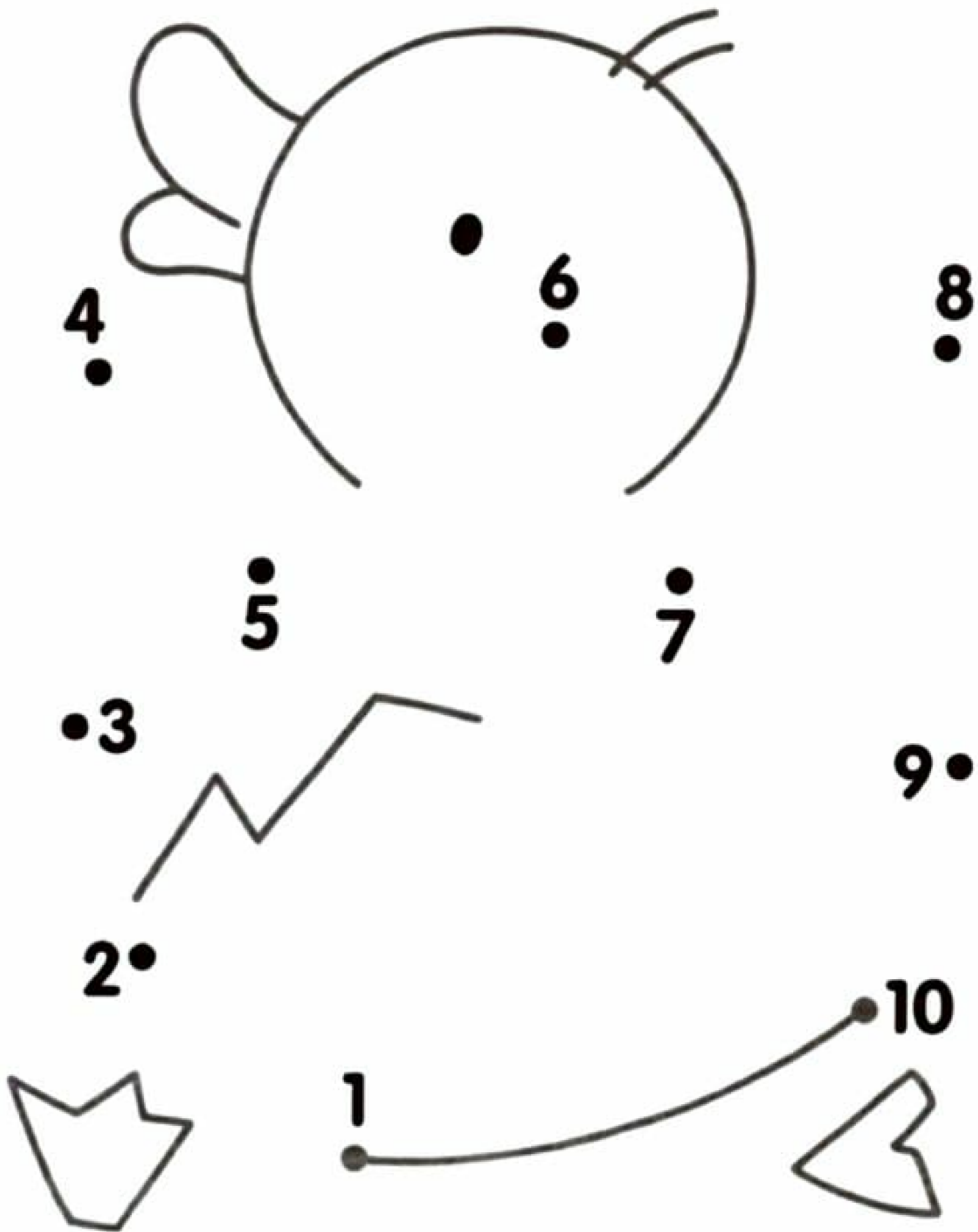
# Write Numbers (1-10)

	1				
	2				
	3				
	4				
	5				
	6				
	7				
	8				
	9				
	10				



# Missing numbers





Name: \_\_\_\_\_

Circle the object that is Small.



Name: \_\_\_\_\_

Circle the object that is Big.



Count the number of pictures in each row and circle the correct number.



4

7



4

3



5

7



7

8



1

2

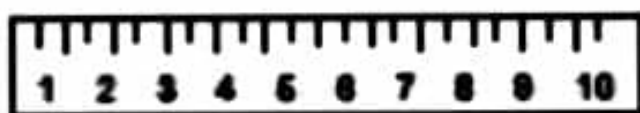



4

5



Draw a line to match the shapes.





Name \_\_\_\_\_

# Raindrop Counting

Directions: Color the correct number of raindrops.

9

A vertical rectangular box. At the top is a cloud with the number '9' inside. Below the cloud are five rows, each containing two identical raindrop outlines.

6

A vertical rectangular box. At the top is a cloud with the number '6' inside. Below the cloud are five rows, each containing two identical raindrop outlines.

8

A vertical rectangular box. At the top is a cloud with the number '8' inside. Below the cloud are five rows, each containing two identical raindrop outlines.

7

A vertical rectangular box. At the top is a cloud with the number '7' inside. Below the cloud are five rows, each containing two identical raindrop outlines.

Draw a line from each number to the matching set of objects.

5



10



2



6



8





# Color Mixing Activity

## Primary Colors



## Secondary Colors




+




=



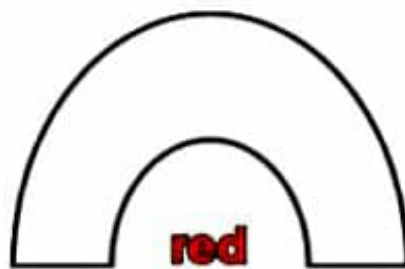
+




=



+



=



Colour

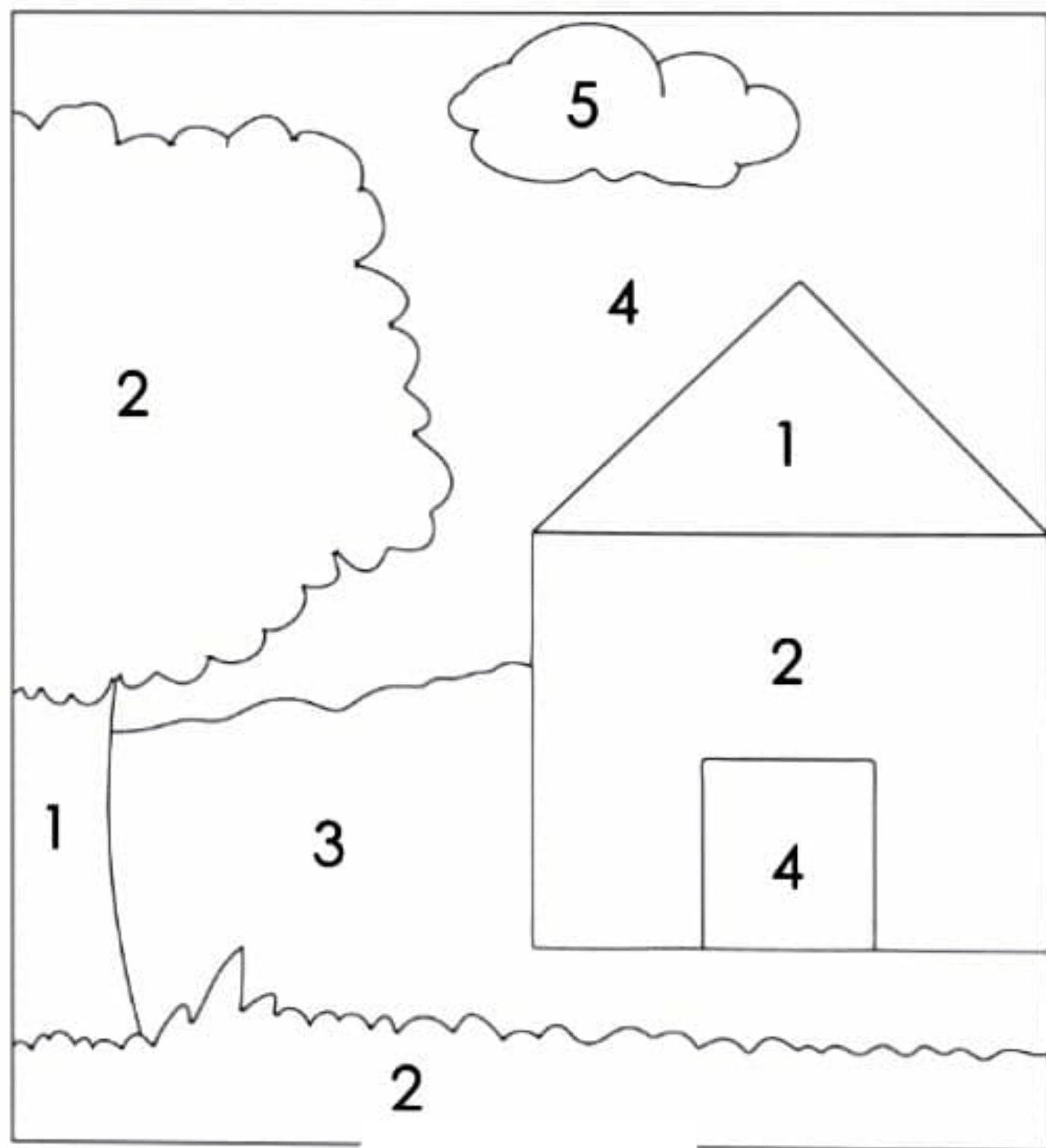
1-brown

2-green

3-orange

4-blue

5-black



**DSK DAY PUBLIC SCHOOL ,  
PURULLA**

**ACADEMIC SESSION : 2021-  
2022**

**SUMMER HOLIDAY  
HOMEWORK**

**CLASS - LKG**



**SUBJECT - BENGALI**

বর্ণ লেখ ও ছবি রঙ কর

অ



অ



আ




আ





অ

আ




সঠিক বর্ণের সাথে সঠিক ছবি মেলাও



অ








আ










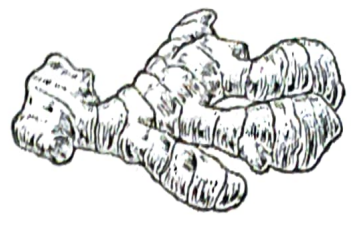






আ দিয়ে ছবি গুলি রং করো :



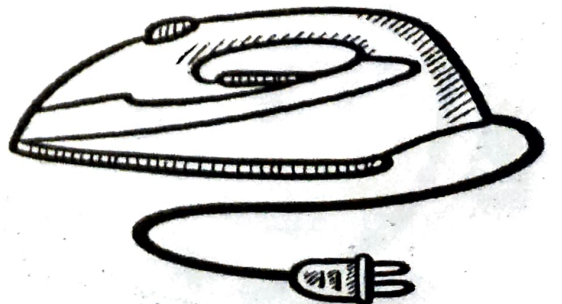



নীচের ছবি গুলি দেখে খালি জায়গায় অ ও আ লেখো :






ছবি দেখে নীচের বর্ণ লেখো :



ই দিয়ে ছবি গুলি রং কর :



ছবি চিনে ঈ লেখো :





ঈষা

ঈগল


শূন্যস্থান পূরণ করো :




লি




মারত





লো



ধর




দ

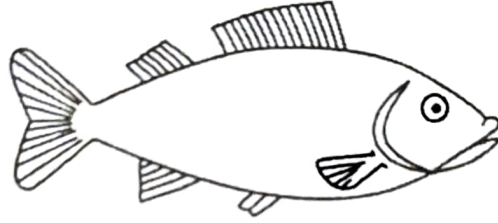



জ

ই



ই



ই



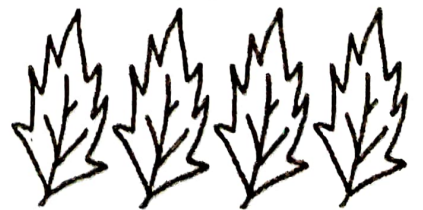






ই



১৩

১৪

সংখ্যা চেনো ও ছবি রঙ কর



প্রথম বর্ণ লেখ ও ছবি রং করো




অজ



আলো



ইদ



ঈশা



দেখে সংখ্যা লেখ


১




২




বর্ণ অনুযায়ী রং করো:-



স =



ক =



খ =




ঘ =






- অ থেকে ঙ্গ খাতায় দু পাতা করে লিখবে।
- ১ আর ২ খাতায় দু পাতা লিখবে।
- শিবের গাজন আর ঙ্গীর নদী ছড়া দুটো মুখস্থ করবে।
- স্বর্ণাঙ্কুর বই – পৃষ্ঠা ৭ অবধি করবে
- Activity - বাংলা খাতায় ই দিয়ে ৫ টি ও ঙ্গ দিয়ে ৩ টি ছবি চেটাবে। বল আর সূর্যের ছবি চেটাবে।

It's me.



BOY

I AM  
A



GIRL




I'M



\_\_\_\_\_


YEARS OLD

Match the body parts



How many? and write their name.

I have   \_\_\_\_\_


I have   \_\_\_\_\_

I have   \_\_\_\_\_

I have   \_\_\_\_\_

I have   \_\_\_\_\_

I have   \_\_\_\_\_

I have   \_\_\_\_\_

Complete the words with the vowels  
a, e, i, o, u and then draw a line  
from each word to the correct part

N \_ s \_

- y -

N \_ c k

H \_ \_ a

\_ a m

M \_ \_ t h

H \_ n d

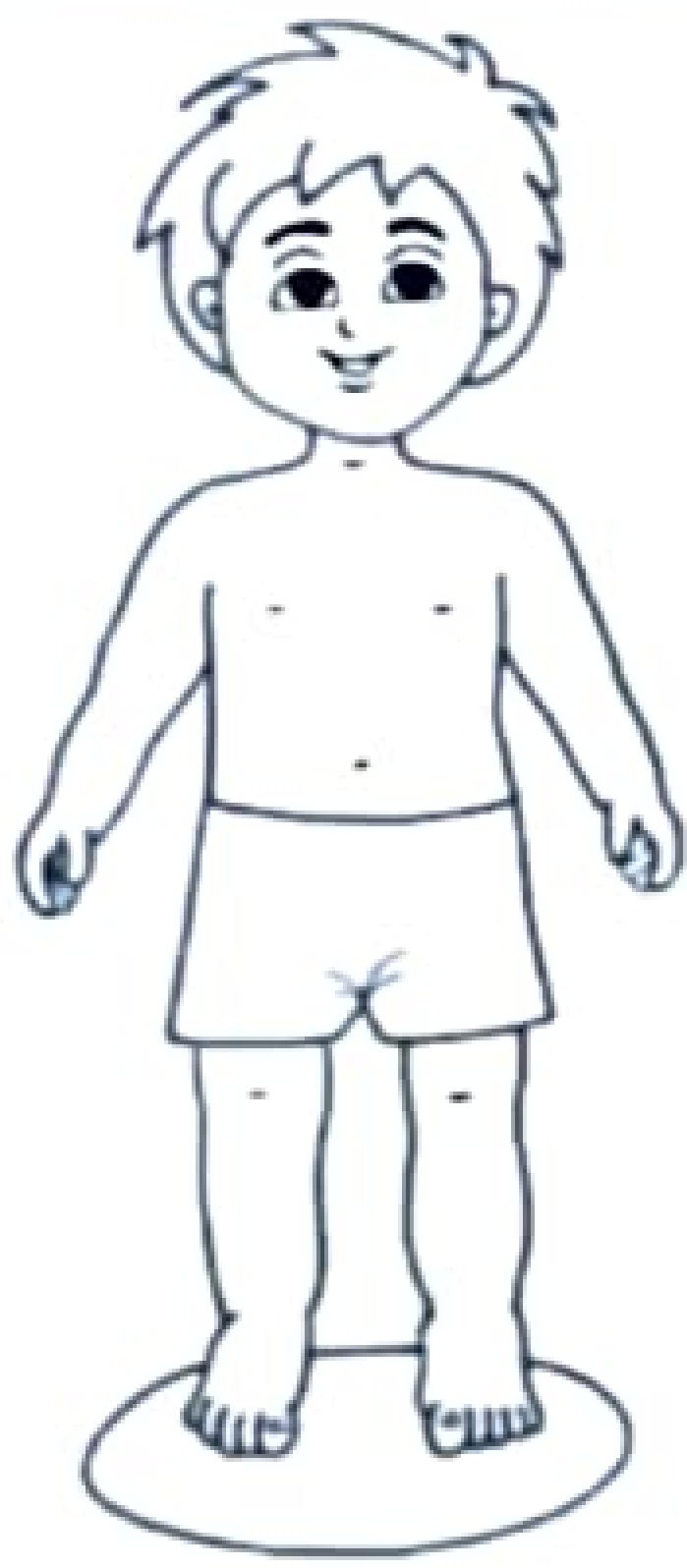
F \_ n g \_ a

F \_ \_ t


L \_ g

t \_ \_

\_ \_ a



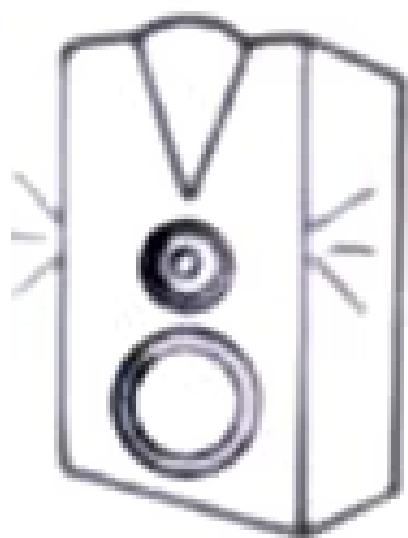
Colour the items you can touch.



Touch



Colour the items you can hear.



Hear



Colour the items you can smell.



Smell





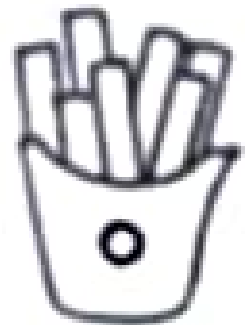

Colour the items you can see.



See



Colour the items you can taste.



**Taste**





**DSK DAY PUBLIC  
SCHOOL, PURULIA  
SUMMER HOLIDAY  
HOMEWORK 2021-  
2022**

**CLASS – LKG,  
ENGLISH**



Color the picture  
that begin with  
"A"




# Bb




**Bird**



**Balloon**



**Bananas**



**Butterfly**







**Bear**

Name: \_\_\_\_\_

# Beginning Sounds

# Cc

Find and color all the pictures that begin with 'c'.



Dd



**Dog**



**Dolphin**



**Drum**



**Duck**



**Deer**

Ee



empty



envelope



elephant



egg



elk



eggplant




# Colour the pictures

Ff



**Fish**



**Fox**



**Fire**



**Flag**



**Frog**

**a**

**b**

**c**

**d**

**e**

**f**

**F**

**E**

**A**

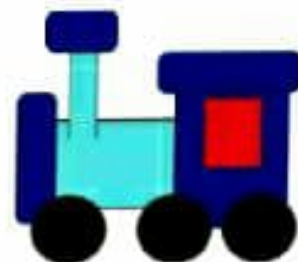
**D**

**B**

**C**

Match the Alphabets with the object  
with the same starting Alphabet

a



d



b



c



e





# Odd one out

Look at the box in each row, then draw a circle around the picture that does not begin with the sound in the box.

a



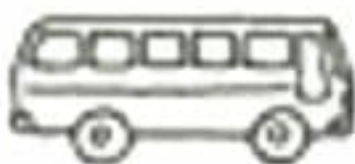
b



c



d



e



f



g



h



A



B



C



D



E




F



Name: \_\_\_\_\_

# Aa



apple

A	A	A	A	A
A	A	A	A	A
a	a	a	a	a
a	a	a	a	a

Name: \_\_\_\_\_

# Bb



banana

B	B	B	B	B
B	B	B	B	B
b	b	b	b	b
b	b	b	b	b

Name: \_\_\_\_\_

# Cc



cat

C	C	C	C	C
C	C	C	C	C
c	c	c	c	c
c	c	c	c	c

Name: \_\_\_\_\_

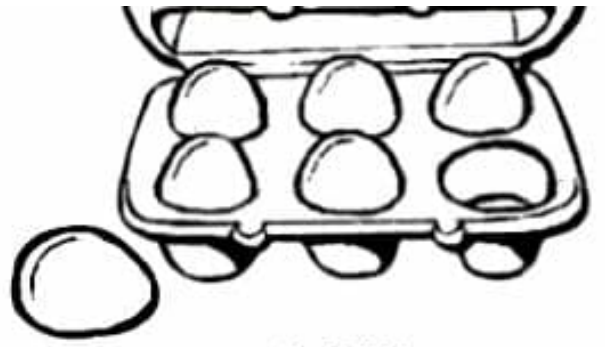
# Dd



drum

D	D	D	D	D
D	D	D	D	D
d	d	d	d	d
d	d	d	d	d

Ee



eggs

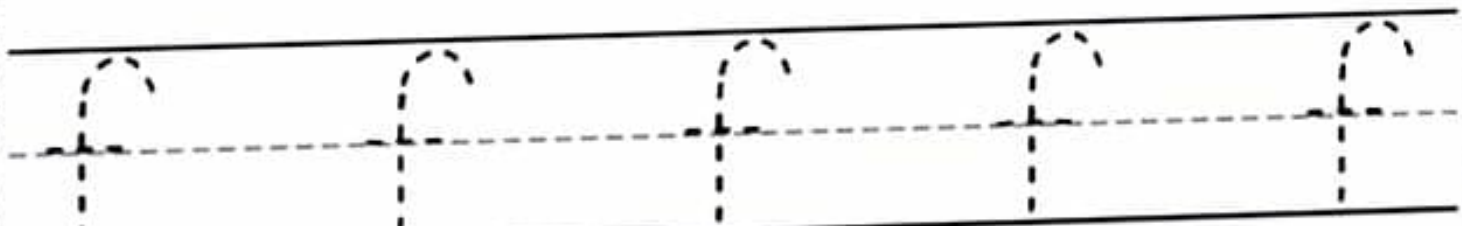
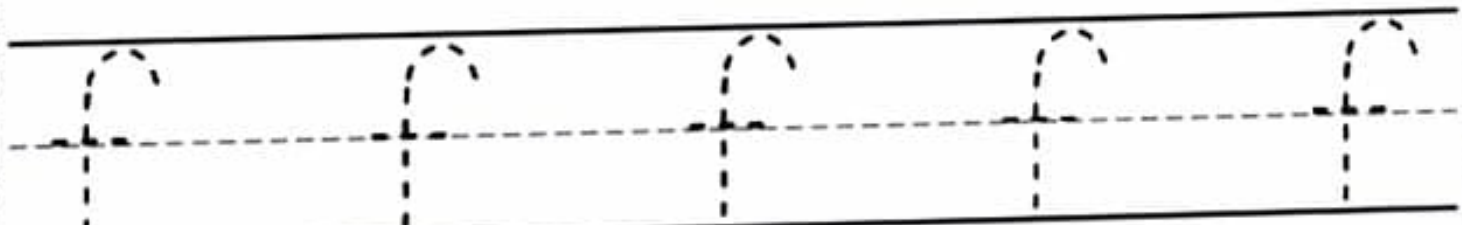
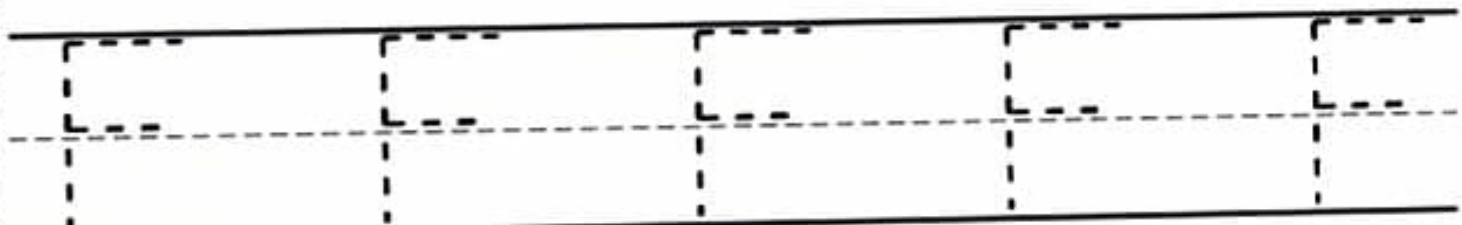
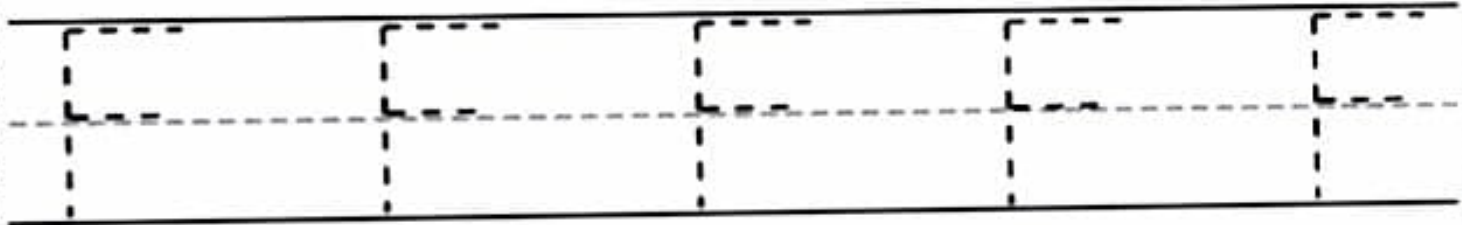
E	E	E	E	E
E	E	E	E	E

e	e	e	e	e
e	e	e	e	e

Ff



fish



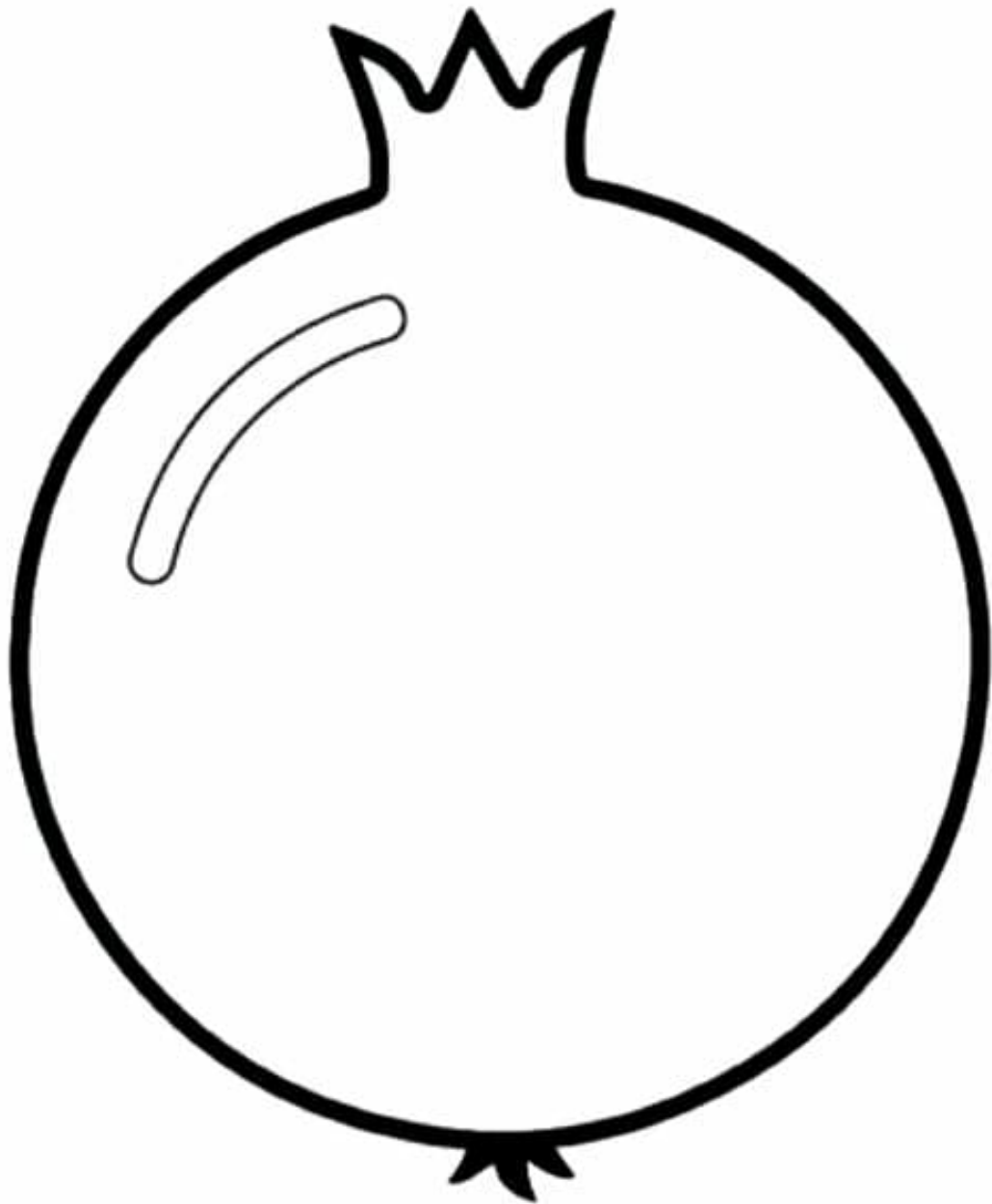


**DSK DAY PUBLIC  
SCHOOL, PURULIA**


**SUMMER HOLIDAY  
HOMEWORK 2021-  
2022**

**CLASS – LKG, HINDI**


अ से अनार




आ से आम



रुझा से इमली



रुद्रा से ईख



# अ - (A)

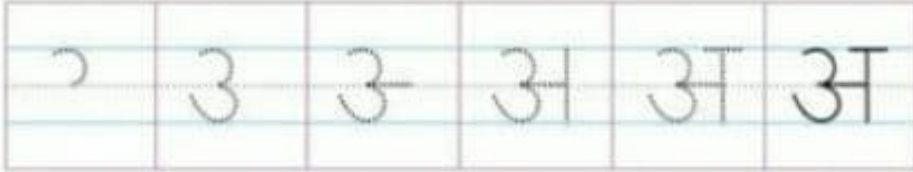
A as in Animal



अनार

Anaar  
(Pomegranate)

Steps to write the letter "अ"



अ अ अ अ अ अ अ

अ अ अ अ अ अ अ



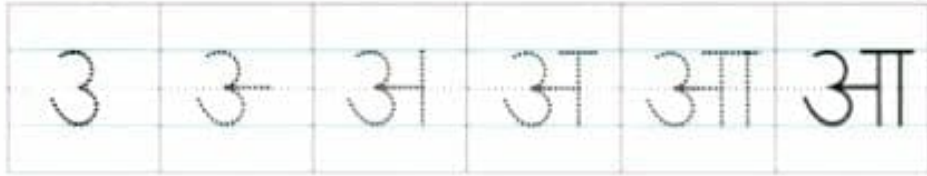


# आ - (AA)

A as in Accident



Steps to write the letter "आ"



आम  
Aam  
(Mango)

आ आ आ आ आ आ आ

आ आ आ आ आ आ आ

Blank handwriting practice row.

Blank handwriting practice row.

Blank handwriting practice row.

Blank handwriting practice row.





# ई - (EE)

EE as in seen




ईख

Eekh

(Sugarcane)

Steps to write the letter "ई"



ई ई ई ई ई ई ई

ई ई ई ई ई ई ई

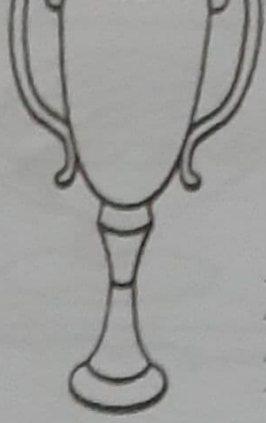
Blank handwriting practice lines.

Blank handwriting practice lines.

Blank handwriting practice lines.

Blank handwriting practice lines.

इ



इ

इ

इ



इ

इ

अक्षर पहचान कर सही चित्रों से मिलाइए :

अ



आ



इ



इ




इ



आ



अ



ई



दिए गए जगह पर चित्रों के प्रथम अक्षर लिखिए :

