



॥ ओ३म् ॥



# DAV PUBLIC SCHOOL, SAMANA

(Senior Secondary)

CBSE Affiliated (1630571)

Under : DAV College Managing Committee, New Delhi

Near Chak Amritsaria, Patran Road, Samana-147101

Phone :01764-221815, 9878144815

E-mail: [davsamana@gmail.com](mailto:davsamana@gmail.com), [davsamana@yahoo.com](mailto:davsamana@yahoo.com)

Website : [www.davsamana.org](http://www.davsamana.org)



## STUDY PLAN(2022-23)

Class :1<sup>st</sup>

Name \_\_\_\_\_

Section \_\_\_\_\_

Roll No. \_\_\_\_\_

Adm. No. \_\_\_\_\_

# INDEX

Sr.No.	Subject	Unit-1 <sup>st</sup> term	Unit -2 <sup>nd</sup> term	Unit -3 <sup>rd</sup> term
1.	English	8-11	31-33	45-47
2.	Hindi	11-15	33-35	47-49
3.	Mathematics	15-16	36-37	50-50
4.	EVS	17-18	37-37	51-51
5.	Punjabi	18-21	38-39	52-54
6.	Computer	21-23	40-40	54
7.	Drawing	23-24	40-41	55
8.	GK	25-26	41-42	55-56
9.	Naitik Shiksha	27-28	43	57-59
10.	Music & Dance	29-30	44	59
11.	Health and Physical Edu.	30-31	45	60
12.	Blue Print		61	
13.	Test Schedule		62	
14.	Calendar Activities		62	
15.	Medical Planner		63	
16.	Fit India		64-65	
17.	AaryaParv		66	
18.	Important Days		67-74	
19.	Ek Bharat Shreshth Bharat		75	
20.	House Information		76	
21.	Do's and Don'ts		77	
22.	Ten Principles of The Arya Samaj		78	

# Principal Message

"Education is a shared commitment between dedicated teachers, motivated students and enthusiastic parents with high expectations"



**Principal Dr. Mohan Lal Sharma**  
Academician, Educationist, Scholar,  
Writer, Social Worker, Awardee

## Dear Students

Today, the role of a school is not only to pursue academic excellence but also to encourage and empower its students to be lifelong learners, critical thinkers, and productive members of an ever-changing global society. More than a decade back DAV SAMANA pledged to transform education. The school that is being run under the able stewardship of Honorable President **Dr. Punam Suri Ji** has earned its own position not only in Samana but also in its surrounding areas. At DAV, we provide an atmosphere to our students for multifaceted development, where children get such a platform which helps them to channelize their potential in the pursuit of excellence. This can only be possible in a holistic, student-centric environment.

The school is striving hard to make the best possible efforts to inculcate strong Vedic roots combining with academics and extra-curricular activities in the children. Transforming every individual into a self-reliant and independent citizen, the school provides an amalgam of scholastic and co-scholastic activities with International exposure. In our curriculum, the student is the primary focus and each child is involved in the learning process.

A new ray hope has been generated by the introduction of – NEP 2020, a pristine document on education wherein emphasis is laid on technology. From the academic year 2022-23, the government will implement the first phase of NEP 2020. The new norms we have adapted to, the resilience we have developed will play a crucial role in applying the New Education Policy in a better way.

The parents are the most strengthening power in moulding the future of children. Their consistent support empowers us to do more and more. I pay my gratitude to them for their faith in us.

I am confident enough that the DAVIANS will make themselves stronger day by day, adding a new leaf to the grandeur of the school.

**Blessings !!!**

**Dr. Mohan Lal Sharma**  
Principal

## STUDY PLAN - AN IMPORTANT TOOL

Study plan is a technique that enables you to make the most efficient use of your time, resources and academic potentials. As we journey together, you may face many challenges and to enable you to overcome the obstacles, we offer you this wonderful tool-Study Plan to make you familiar with the values and Academic Syllabi of the school. This will increase your awareness of how you study and you will become more confident. Make this planner a part of your schedule for getting success this year.

.....

### GREEN RULES

- ❖ Be kind, polite, helpful and aware of others' feelings.
- ❖ Try your best, work hard and learn from your own mistakes.
- ❖ Respect your educators.
- ❖ Make yourself presentable.
- ❖ Take responsibility of your education.
- ❖ Be organized.
- ❖ Don't be a distraction.
- ❖ Do the task with dedication.
- ❖ Stick to your goals.

**GENERAL INSTRUCTIONS (FOR PARENTS)**

- ❖ Parents are requested to co-operate with the school in its attempt to help towards their children's progress by paying attention to their regularity, punctuality and discipline.
- ❖ Constant vigilance on the part of the parents pays rich dividends. We earnestly recommend that parents should take interest in the daily activities of the children both inside and outside the school and check the diary daily for any notes from the teacher. Kindly attend all Parent-Teacher Meetings in the interest of your wards.
- ❖ If you have any suggestions regarding your ward's study, you are welcome to contact the Principal/Class Co-ordinator/Class Teacher/Subject Teacher during Parent-Teacher Meeting or with prior appointment with Principal/Class Co-ordinator between (9:00 a.m. to 10:00 a.m.).
- ❖ Parents are requested not to enter the class room either to see their wards or to seek interviews with the teachers during class hours. No half day/short leave will be given to the student.
- ❖ Unauthorized absence for 6 consecutive days renders the student liable to have his/her name struck off the rolls. Sick children should not be sent to the school for a test or an examination. Medical certificate must be sent along with an application on the same or next day positively. Student will be fined Rs.10 per day, if the child remains absent for the consecutive two days.
- ❖ Children when suffering from infectious disease should not be sent to school to attend classes. The student is required to produce a fitness certificate from a Medical Practitioner / Doctor on joining.
- ❖ Any change of Residential / Official Address / Telephone Number should be notified to the class teacher and school office immediately.
- ❖ Ensure that the child maintains personal hygiene.He/She has nutritious breakfast and diet and avoids eatables from roadside vendors.

- ❖ Students are not allowed to carry / use "Mobile Phones" within the school premises.
- ❖ As the medium of instruction in the school is English. So, children should be helped to follow their work easily and intelligently by a certain amount of regular conversation in English at home.
- ❖ As soon as the diary is issued, the parents should fill in all the required data and sign in the spaces provided.
- ❖ Parents should sign their ward's school diary daily to check the
  - a) completion of Assignment
  - b) Wearing proper uniform, or any other instruction and circulars given should be acknowledged by signing the diary at the respective spaces provided.
- ❖ Legitimate complaints should be brought to the knowledge of the Principal without delay.
- ❖ Please ensure that the child is sent neatly dressed. Nails should be trimmed regularly. Expensive jewellery and watches, nail polish and make up is not permitted.
- ❖ Encourage the children to participate in all curricular and co-curricular activities. This is very necessary for gaining self-confidence and self-satisfaction.

ॐ

## MODE OF EXAMINATION

1. The First Term examination will be held in the month of September and 2<sup>nd</sup> term and Annual examination will be held in the month of February / March.
2. Grading System is in the paper of Drawing, Music / Dance, G.K., NaitikShiksha, Health & Physical Education, Sanskrit.
3. A student must pass separately in both (Written+ Practical) exams.
4. Duration of each paper will be of three hours.

\*\*\*\*

### TEACHER SHOULD KEEP IN MIND

1. Use a variety of tools (Oral, Projects, Presentation).
2. Understand different learning styles and abilities.
3. Develop child's individual's skills, interests, attitudes and motivation.
4. Monitor the changes taking place in a child's learning, behavior and progress over time.
5. Share the Assessment Criteria with the students.
6. Allow peer and self-assessment.
7. Give an opportunity to the students to improve.
8. Use an "Indoor Voice" while speaking in the class.

**VALUE EDUCATION TOPIC FOR JUNIOR****APRIL****Greet Everyone****Wish your parents**

- Wish your teachers
- Wish your friends
- Wish your guests

**MAY****Take Care of your Belongings**

- Do not tear your books/ notebooks
- Do not scribble on walls and tables
- Keep your toys, books etc. at proper place

**JUNE****Use of Magical Words**

- Thank You
- Please
- Sorry
- Excuse Me
- Welcome

**JULY****Love the Nature**

- Do not waste water
- Turn off water and electrical appliances when not in use
- Do not pluck the flower
- Save tree

**AUGUST****Nation Pride and Patriotism**

- Take pride in your country
- Respect the National Flag
- Respect the National Anthem

**SEPTEMBER****Health and Hygiene**

- Take bath everyday
- Brush your teeth twice a day
- Trim your nails often
- Eat nutritious food
- Stay away from junk food

**OCTOBER****Truthfulness and Honesty**

- Always Speak truth



- Do not take away others things
- Do not cheat in test/ examination

## NOVEMBER

### Safety Prevents

- Walk on footpath
- Use zebra crossing while crossing the road
- Do not play with or near fire
- Do not touch switches, electric wires and plug
- Do not take hands out of moving bus
- Do not chase flying kites and balls on the road

## DECEMBER

### Discipline and Punctuality

- Come to school in proper uniform and tidy hair
- Always move in queue
- Do not run/ shout in corridors
- Always do your work on time

## JANUARY

### Clean DAV, Green DAV

- Always throw garbage in

### Dustbin

- Keep your surroundings clean
- Do not sit here and there

## FEBRUARY

### Respect and Kindness

- Respect your elders
- Respect people who help you

### (Community helpers)

- Be kind to poor
- Be kind to animals
- Do not hurt anyone

## MARCH

### Sharing and Caring

- Share your things with others
- Share your experiences with parents and teachers
- Care for others feelings.
- Love your brother and sister

**Remember**  
**GOD IS EVERYWHERE**  
**HAVE FAITH IN GOD**

**UNIT -1****English****Books** :1. My English Reader

2. English Practice Book

**Publication** :DAV Publication**GENERAL AIMS & OBJECTIVES**

1. To enhance language ability by using language skills.
2. To encourage children to develop their creative abilities.
3. To enable the students to use four language skills i.e. Listening, Speaking, Reading and Writing.
4. To encourage children to develop thinking skills.
5. To inculcate a positive self concept in children.

**COMMON INSTRUCTIONS**

1. New words, sound words of each chapter must be written in notebook.
2. Make sentences of each chapter must be written by the students. Teacher will guide them to make different sentences.
3. Dictation and evaluation test (oral / written) must be taken after the completion of each chapter.
4. Students will bring books according to Time Table.
5. Situational Conversation must be conducted on every Saturday from any Conversation Book.

**APRIL**

Lesson No./Topic	No. of Periods	Activities	Teaching Aids/Technology
Capital and small Cursive alphabets A to Z and a to z	4	Sound Song of Alphabets (audio)	Text book, green board, Audio Aid, Chalk, Duster
Lesson-1 The Pets <b>My English Reader</b> Reading and Discussion Only	2	–	Text book, Note book, Green board
English Practice Book Pages - 1 to 8	3-4	–	Book, Green board, Model, Chalk, Duster, Live Example related with Concept -This / That and Preposition
Lesson-2 Kitty – The Naughty Cat <b>My English Reader</b>	2	'Spell and Build words' Curriculum Guidelines Page 14	Text book, Note book, Green board, Chalk, Duster

Lesson No./Topic	No. of Periods	Activities	Teaching Aids/Technology
Lesson-3 A Funny Funny Zoo (Reading Skill & Exercise)	1	'Be Quick' from Curriculum Guidelines Page-8 (Animals Name)	Text book, Note book, Green board, chalk, duster
Days of the week Colour's Name (8)	2	'Look and say' from Curriculum Guidelines Page 14	Blocks, Matt's video, Chalk, Duster, Green board, Blocks and classroom objects
Listening Skill	1	-	E-Smart Board's content

**MAY**

Lesson No./Topic	No. of Periods	Activities	Teaching Aids/Technology
Lesson-4 Neha in a Jeep <b>My English Reader</b> Reading and Discussion Only 'ee' sound words on note book	2	Sound Blends Curriculum Guidelines-Page-17 'ee' sound	Text book, Note book, Green board 'ee' (audio/video) sound words
English Practice Book Pages - 9 to 11	1	-	Text book, Green board, Chalk, Duster
Lesson-5 The Big Bell <b>My English Reader</b> 'll' sound words	5	'Read and Pick' from Curriculum Guidelines-Page-16 'll' sound	Text book, Note book, Green board 'll' (audio/video) sound words
English Practice Book Pages - 12 to 14	1	-	Text book, Green board, Chalk, Duster
Lesson-6 The Hot Spoon <b>My English Reader</b> 'oo' sound words, Make sentences	5	'Pick and Drop' from Curriculum Guidelines-Page-13 (ee, ll, oo sounds)	Text book, Note book, Green board 'll' (audio/video) sound words
English Practice Book Pages - 15 to 17	1	-	Text book, Green board, Chalk, Duster
Grammar - Use of capital letters and full stop. Composition - Myself (5 Lines)	3	-	Note book, Green board, Chalk, Duster

Lesson No./Topic	No. of Periods	Activities	Teaching Aids/Technology
Lesson-7 A Shop in the Ship 'sh' sound words (Reading and Discussion Only) <b>My English Reader</b>	3	-	Text book, Note book, Green board 'sh' (audio/video) sound word
English Practice Book Pages - 18 to 20	1	Spell and Build Words from Black Board	Text book, Green board, chalk, duster
<b>JUNE SUMMER VACATION</b>			
<b>JULY</b>			
Lesson No./Topic	No. of Periods	Activities	Teaching Aids/Technology
Lesson-8 Chintu and the Chicks <b>My English Reader</b> 'ch' sound words	5	Rhyming Words	Text book, Green board, chalk, duster, Note book "ch" (audio/video) sound words
English Practice Book Pages - 21 to 23	1	-	Text book, Green board, chalk, duster
Lesson-9 The Thief and the Thorn <b>My English Reader</b> Reading and Discussion Only 'th' sound words	5	Read & Act Curriculum Guidelines-Page - 14	Text book, Note book, Green board, chalk, duster E-Smart Board's Content, Flash Cards of 'th' sound words
English Practice Book Pages - 24 to 27	2	-	Text book, Green board, chalk, duster
Rhyming words of 'ch' and 'th'	1	-	-
Lesson-10 The Puss in the Class <b>My English Reader</b> (Reading and Discussion Only) 'ss' sound words	5	-	Text book, Note book, Green board, Flash card of 'ss' sound words
English Practice Book Pages - 28 to 30	1	Related page 30 'Word Train' from Curriculum Guidelines Page 19	Text book, Green board, chalk, duster

Lesson No./Topic	No. of Periods	Activities	Teaching Aids/Technology
Lesson-11 One Thing at a Time <b>My English Reader</b>	1	From Child Craft Kit Odd One Out	–
Lesson-12 Vicky and Nicky <b>My English Reader</b> (Reading and Discussion Only) 'ck' sound words	5	–	Text book, Note book, Green board, E-Smart Board's content / Flash card of 'ck' sound words
English Practice Book Pages-31 to 33	1	–	Text book, green board, chalk, duster
Creative Writing – Sound words and Dictation	4	-	-
<b>Art Integration Activity</b>	10	<b>Sound Train with different shapes</b>	
<b>AUGUST</b>	Revision of First Term Syllabus		
<b>SEPTEMBER</b>	<b>Assessment – 1</b>		

## हिंदी

पुस्तकें: 1.भाषा माधुरी 2.भाषा अभ्यास प्रकाशन: डी .ए. वी. प्रकाशन

उद्देश्य:

- 1.विद्यार्थियों में भाषा एवं साहित्य के प्रति रुचि उत्पन्न करना।
- 2.शब्द भंडार में वृद्धि एवं वातावरण का समुचित ज्ञान करवाना।
- 3.विद्यार्थियों को भाषा के चारों कौशलों(श्रवण,वाचन, पठन व लेखन) से अवगत करवाना।
- 4.उचित शब्द निर्माण व मात्रा निर्माण पर बल देना।
- 5.स्वाध्याय की प्रवृत्ति का विकास करना।
- 6.आज के तकनीकी युग में भाषा के प्रति रुचि व सम्मान का विकास करना।

निर्देश :

1. पाठन क्रिया तथा लिखाई पर बल दिया जाए ।
- 2.सभी मात्राओ का श्रुतलेख लिया जाएगा ।
3. सभी पाठों के अभ्यास पूरे करवाए जाएँ ।
4. चार्ट द्वारा मात्राएँ समझाई जाएँ ।
5. मात्रा ज्ञान के लिए ई- स्मार्ट बोर्ड का प्रयोग किया जाए ।
6. प्रत्येक पाठ के अंत में टैस्ट लिया जाएगा ।

अप्रैल			
पाठ का नाम / विषय	कालांश	गतिविधियाँ	सहायक सामग्री/ तकनीक
पाठ – 1 राजा बेटा ( भाषा माधुरी)	1	कविता का सस्वर गायन करवाया का जाएगा	पाठ्य पुस्तक
पृष्ठ – 1, 2 ( भाषा अभ्यास )	1	विद्यार्थियों को स्वर, व्यंजन	ब्लॉक, ग्रीन बोर्ड, झाड़न, खड़िया
पाठ –2 अमन ( भाषा माधुरी)	1	-	ब्लॉक, ग्रीन बोर्ड, झाड़न, खड़िया
पृष्ठ –3 से 5 ( भाषा अभ्यास )	1	छात्रों को स्वयं करने के लिए प्रेरित किया जाएगा ।	ब्लॉक, ग्रीन बोर्ड, झाड़न, खड़िया
पाठ – 3 समझदार अजय ( भाषा माधुरी )	4	शब्द अंताक्षरी- खेल	'आ' की मात्रा से संबंधित पर्चियाँ ,दृश्य- श्रव्य सामग्री, ई-स्मार्ट बोर्ड
पृष्ठ – 6 से 10 ( भाषा अभ्यास )	2	बरखा की बूँदों में दिए गए अक्षरों से शब्द बनाओ ।	-
व्याकरण-अंगों के नाम (10)	1	देखो व कहो	ब्लॉक, ग्रीन बोर्ड, झाड़न, खड़िया
कहानी – हाथी और दर्जी, जोड़ो व जानो	1	-	कहानी का दृश्य , ई- स्मार्ट बोर्ड, e-wiz
मई			
पाठ का नाम / विषय	कालांश	गतिविधियाँ	सहायक सामग्री/ तकनीक
पाठ 4 रविवार का दिन (भाषा माधुरी) केवल पठन	4	शब्द अंताक्षरी- खेल	'आ', 'इ' की मात्रा से संबंधित पर्चियाँ, दृश्य, श्रव्य सामग्री, ई -स्मार्ट बोर्ड
पृष्ठ -11 से 15 (भाषा अभ्यास)	2	वर्ग पहली सुलझाओ	ग्रीन बोर्ड

पाठ का नाम / विषय	कालांश	गतिविधियाँ	सहायक सामग्री/ तकनीक
पाठ 5 दीपावली आई (भाषा माधुरी)	4	पर्ची उठाओ और डालो। Curriculum Guidelines Page – 13	'आ', 'इ', 'ई' मात्रा की पर्चियाँ
पृष्ठ 16 से 19 (भाषा अभ्यास)	2	शब्दों को मात्रा अनुसार सही स्थान पर लिखें (भाषा अभ्यास पेज - 18)	ब्लॉक, ग्रीन बोर्ड, झाड़न, खड़िया
कहानी - चालाक लोमड़ी	1		कहानी का दृश्य ई स्मार्ट बोर्ड, e – wiz
पत्ते पे पत्ता	1	-	ई- स्मार्ट बोर्ड, e – wiz
<b>Art Integration Activity</b>	5		कविता – राजा बेटा

जून			
ग्रीष्मावकाश			
जुलाई			
पाठ का नाम / विषय	कालांश	गतिविधियाँ	सहायक सामग्री/ तकनीक
पाठ- 6 गुड़िया की शादी (भाषा माधुरी) केवल पठन	4	देखो और कहो Curriculum Guidelines page – 14	पर्चियों पर लिखा शब्द पढ़ो, दृश्य, श्रव्य सामग्री, चार्ट, ग्रीन बोर्ड, ई-स्मार्ट
पृष्ठ-20 से 24 (भाषा अभ्यास)	1	वर्ग पहली सुलझाओ, छिपी चीजें ढूँढो	ग्रीन बोर्ड, झाड़न, खड़िया
पाठ 7 शाम हुई (भाषा माधुरी)	1	कविता का सस्वर गायन करवाया जाएगा ।	पाठ्य पुस्तक

पाठ का नाम / विषय	कालांश	गतिविधियाँ	सहायक सामग्री/ तकनीक
व्याकरण- रंगों के नाम(10) सब्जियों के नाम (10)	2	-	ब्लॉक, चार्ट, ई- स्मार्ट बोर्ड
क्रियात्मक कार्य- श्रुतलेख	2	-	-
अगस्त	करवाए गए पाठ्यक्रम की दोहराई		
सितम्बर	मूल्यांकन -1		

## Mathematics

**Book:- Primary Mathematics**

**Publication:- DAV Publication**

**GENERAL AIMS & OBJECTIVES:**

1. To develop the concept of comparison.
2. To perform the basic operations (addition, subtraction) with whole numbers.
3. To read time on a clock in a complete hour.
4. To measure the capacity by using non- standard units.
5. To recognize and classify various solids in the environment on the basis of their .

**NOTE:**

1. Teacher will teach five sums of each concept in fair notebook for understanding.
2. Regular drill of dodging tables must be done in the class.
3. E-smart board will be used to clear the concept.
4. Basic concepts will be revised in each term.

Lesson No./Topic	No. of Days	Activities	Teaching Aids/ Technology
Unit – 1 (Comparison) Page No. 1 to 16	10	Teacher will use things from environment and real situations to show different comparisons such as 'small, big', 'smaller than, bigger than'.	Concrete objects, E-smart board
Table of 2	2	Drill	Chart/Audio or video of tables



Lesson No./Topic	No. of Days	Activities	Teaching Aids/ Technology
Notebook Topics: (i) What comes before? (ii) What comes after? (iii) What comes between? (iv) Missing numbers	5	Show number cards and ask what comes before, after or between?	Number cards

**May**

Lesson No./Topic	No. of Days	Activities	Teaching Aids/ Technology
Unit – 2 Number Concept (0 to 50) Page No. (17 to 42)	13	(i) Warm up exercise from Curriculum Guidelines Page no. 23 (ii) By skip counting	Real classroom situations, Abacus, Number Cards, Chart, Blocks, E-smart Board
Unit – 3 Addition/Subtraction (0 to 20) Page No. (43 to 53)	6	i) Lotto game from Curriculum Guidelines- Page no. 25 (ii) Dominoes game from Curriculum Guidelines- Page no. 25	Dominoes card clown on a peg (E-wiz)
Table of 3,4	3	Drill	Chart/Audio or Video
Notebook Topics: i) Number Names (1 – 50) ii) Write in Figure (1 – 50) iii) Put the sign >, < or = iv) Mental Maths v) Ordinal Numbers	8	(i) By finger puppet method (ii) Re-arrange the number cards (iii) By skip counting	Number Cards, Puppets/ Videos

**JUNE SUMMER VACATION**

<b>JULY</b>			
<b>Lesson No./Topic</b>	<b>No. of Days</b>	<b>Activities</b>	<b>Teaching Aids/ Technology</b>
Unit -4 Shapes Page No. 54 to 63 (Introduction of shapes only from book) <b>Simple Shapes</b> will be taken on notebook	5	(i) Fire on mountain (ii) Catch me if you can? (e.wiz) (iii) Plane shapes/solid shapes from Curriculum Guidelines page no. 27	Shapes Cards, Real Objects, 3-D Shapes Objects ,E-Wiz
Tables of 5,6	3	Drill	Chart/Audio or Video of tables
Notebook Topics: i)Shapes of Circle, Square, Rectangle, Triangle ii)Mental Maths iii)Missing Numbers	5	(i)Show them different objects and ask about their shape. (ii)Children can be asked to tell the position of a person standing in a line or a object placed in a line from Curriculum Guidelines page no. 24	Shapes Cards, Real Objects, E-smart board
Unit – 5 Number Concept (0 – 100) Page No. – 64 to 77 Notebook Topics: i)Ascending Order ii)Descending Order iii)Sums of Addition 4. iv)Sums of Subtraction	10	(i) Place Value (Ones, Tens, Hundreds) from Curriculum Guidelines Page No. 24 (li) By Abacus (lii)Re-Arrange Number Cards	Number Cards, Abacus, E-Smart Board
<b>Art Integration Activity</b>	5	<b>Different Shapes with colours on Drawing file or notebook</b>	
<b>AUGUST Revision of First Term Syllabus</b>			
<b>SEPTEMBER Assessment -1</b>			

# EVS

**Book:-**My Living World **Publication:-** DAV Publication

## GENERAL AIMS & OBJECTIVES:

1. To be curious about the world around.
2. To understand the relationship between man and environment.
3. To develop scientific attitude and healthy work habits.
4. To develop an awareness about human body and how to take care of it.
5. To understand the meaning and importance of a family.

## NOTE:

1. Extra topics like circle the correct words, answer in one word, True/False, diagrams etc. must be taken.
2. Environment Sensitivity will be taken through MCQ's.
3. E-smart Board will be used to clear the contents.
4. Blocks related with objects from surroundings will be shown to students to clear the concepts.
5. Test must be taken after completion of every chapter.

## **APRIL**

Lesson No./Topic	No. of Days	Activities	Teaching Aids/Technology
1. More About Me (Parts of Body) (Sense Organs)	5	(i) Guess and Tell (Book Page No.7) (ii) Right sense by body parts(e.wiz) <b>Project:-</b> Paste pictures of 'various body parts'. <b>Discussion:-</b> Parts of Body with its function.	Block of Body Parts, E-Smart Board
2. Keeping Clean (Things that keep the body clean)	5	(i) Show things of cleanliness like towel, soap, comb etc. (ii) Who is the best child ?(e.wiz) <b>Discussion:-</b> Things that help in cleaning our body.	Original Objects, E-Smart Board
<b>Art Integration Activity</b>	2	<b>Show different objects related day to day routine – Personal Cleanliness</b>	

<b>MAY</b>			
<b>Lesson No./Topic</b>	<b>No. of Days</b>	<b>Activities</b>	<b>Teaching Aids/Technology</b>
3. Our Food (Fruit's name)	5	Students will bring different kinds of food and teacher will explain about it.	Real Food Items
4. Keeping Healthy (Vegetable's name)	5	Invite the doctor in class to talk about health from Curriculum Guidelines Page no. 29.	Real Objects
<b>JUNE SUMMER VACATION</b>			
<b>JULY</b>			
<b>Lesson No./Topic</b>	<b>No. of Days</b>	<b>Activities</b>	<b>Teaching Aids/Technology</b>
5. Clothing (Different types of clothes' name)	5	(i) Identification of different types of clothes we wear from Curriculum Guidelines Page no. 30 (ii) Dress sense (e.wiz) <b>Project-</b> Paste pictures of different seasonal clothes.	Blocks/Chart/Real Clothes as examples, Cards from Child Craft Kit
6. A House is a must (Only for Understanding. This lesson will not take in exam )	5	Solve the puzzle that are found in a house (Book Page No. 34) <b>Project:-</b> Paste pictures of different types of houses. <b>Discussion:-</b> How the house protect us?	Chart, E-smart board
<b>AUGUST Revision of First Term Syllabus</b>			
<b>SEPTEMBER Assessment -1</b>			

## ਪੰਜਾਬੀ

ਪੁਸਤਕ – ਕਿਲਕਾਰੀ (ਸ਼ਬਦ ਲਹਿਰ)

ਪਬਲੀਕੇਸ਼ਨ-ਪੀ ਵੀ ਬੁੱਕ ਪਬਲੀਕੇਸ਼ਨ

### ਪੰਜਾਬੀ ਭਾਸ਼ਾ ਦੇ ਉਦੇਸ਼ :

1. ਮਾਤ ਭਾਸ਼ਾ ਰਾਹੀਂ ਸਹਿਜੇ ਹੀ ਗਿਆਨ ਹਾਸਲ ਕਰਨਾ |
2. ਮਾਤ ਭਾਸ਼ਾ ਪੰਜਾਬੀ ਪ੍ਰਤੀ ਮੇਰੇ ਪਿਆਰ ਪੈਦਾ ਕਰਨਾ |
3. ਪੰਜਾਬੀ ਭਾਸ਼ਾ ਰਾਹੀਂ ਪੰਜਾਬੀ ਸਭਿਆਚਾਰ ਨਾਲ ਜੋੜਨਾ |
4. ਪੰਜਾਬੀ ਸਾਹਿਤ ਦੇ ਰੂਪਾਂ ਨੂੰ ਪੜ੍ਹਨ ਵਿੱਚ ਪੰਜਾਬੀ ਭਾਸ਼ਾ ਸਹਾਇਕ ਹੈ |

**ਨੋਟ:**

1. ਸੁੱਧ ਉਚਾਰਨ ਅਤੇ ਸੁਲੇਖ ਵੱਲ ਖਾਸ ਧਿਆਨ ਦਿੱਤਾ ਜਾਵੇ |
2. ਸਾਰੇ ਪਾਠਾਂ ਦੇ ਅਭਿਆਸ ਪੂਰੇ ਕਰਵਾਏ ਜਾਣਗੇ |
3. ਹਰੇਕ ਬੱਚੇ ਦੀ ਪੜ੍ਹਨ – ਕਲਾ ਵੱਲ ਸ਼ੁਰੂ ਤੋਂ ਹੀ ਧਿਆਨ ਦਿੱਤਾ ਜਾਵੇ |
4. ਹਰੇਕ ਬੱਚੇ ਨੂੰ ਅੱਖਰਾਂ ਦੀ ਸਹੀ ਬਣਾਵਟ ਸਿਖਾਈ ਜਾਵੇ |

**ਅਪ੍ਰੈਲ**

**ਪੜ੍ਹਨ ਕਲਾ :-**ਸ਼ਬਦ ਲਹਿਰ – ਪੰਨਾ 2,3

**ਲਿਖਣ ਕਲਾ :-**

1. ਓ ਤੋਂ ਙ
2. ਚਿੱਤਰ ਨੂੰ ਅੱਖਰ ਨਾਲ ਮੇਲੋ
3. ਖਾਲੀ ਥਾਂਵਾਂ ਭਰੋ
4. ਚਿੱਤਰ ਦੇਖ ਕੇ ਪਹਿਲਾ ਅੱਖਰ ਲਿਖੋ
5. ਬੋਲ ਲਿਖਤ
6. ਸਹੀ ਅੱਖਰ ਤੇ ਘੇਰਾ ਲਗਾਓ
7. ਅੱਖਰ ਦੇਖ ਕੇ ਸਹੀ ਚਿੱਤਰ ਤੇ (v ) ਦਾ ਨਿਸ਼ਾਨ ਲਗਾਓ
8. ਇੱਕੋ ਜਿਹੇ ਅੱਖਰਾਂ ਤੋਂ ਸ਼ੁਰੂ ਚਿੱਤਰਾਂ ਨੂੰ ਮਿਲਾਓ

**ਸੁਣਨ ਕਲਾ :-**ਕਹਾਣੀ 'ਪਿਆਸਾ ਕਾਂ' ਸੁਣਾ ਕੇ ਪ੍ਰਸ਼ਨ ਪੁੱਛੇ ਜਾਣਗੇ |

**ਬੋਲਣ ਕਲਾ :-**ਰੰਗਾਂ ਦੇ ਨਾਂ (ਕੋਈ ਸੱਤ)

ਵਿਧੀਆਂ	ਸਹਾਇਕ ਸਮਗਰੀ	ਗਤੀਵਿਧੀਆਂ	ਮੁਲਾਂਕਣ ਵਿਧੀ
1. ਉਚਾਰਨ ਵਿਧੀ	1. ਫਲੈਸ਼ ਕਾਰਡ	Pick and Drop Activity from Curriculum Guidelines Page No. 13	1. ਲਿਖਤੀ ਅਭਿਆਸ
2. ਅਨੁਕਰਨ ਵਿਧੀ	2. ਵੀਡੀਓ		2. ਮੌਖਿਕ ਅਭਿਆਸ
3. ਦੇਖੇ ਤੇ ਬੋਲੋ ਵਿਧੀ	3. ਚਾਰਟ		3. ਵਰਕਸ਼ੀਟ ਅਭਿਆਸ
4. ਵਿਚਾਰ ਵਟਾਂਦਰਾ ਵਿਧੀ	4. ਤਸਵੀਰਾਂ		4. ਪੜ੍ਹਨ ਕਲਾ
5. ਚਿੱਤਰ ਪਛਾਣ ਵਿਧੀ			

**ਮਈ**

**ਪੜ੍ਹਨ ਕਲਾ:-**ਸ਼ਬਦ ਲਹਿਰ–ਪੰਨਾ4 ਤੋਂ 6

ਲਿਖਣ ਕਲਾ :-

1. ਚ ਤੋਂ ਨ
2. ਚਿੱਤਰ ਨੂੰ ਅੱਖਰ ਨਾਲ ਮੇਲੋ
3. ਖਾਲੀ ਥਾਂਵਾਂ ਭਰੋ
4. ਚਿੱਤਰ ਦੇਖ ਕੇ ਪਹਿਲਾ ਅੱਖਰ ਲਿਖੋ
5. ਬੋਲ ਲਿਖਤ
6. ਸਹੀ ਅੱਖਰ ਤੇ ਘੇਰਾ ਲਗਾਓ
7. ਅੱਖਰ ਦੇਖ ਕੇ ਸਹੀ ਚਿੱਤਰ ਤੇ ਸਹੀ ( v ) ਦਾ ਨਿਸ਼ਾਨ ਲਗਾਓ
8. ਇੱਕੋ ਜਿਹੇ ਅੱਖਰਾਂ ਤੋਂ ਸ਼ੁਰੂ ਚਿੱਤਰਾਂ ਨੂੰ ਮਿਲਾਓ

ਬੋਲਣ ਕਲਾ :-ਮੇਰੀ ਪਹਿਚਾਣ (5-6 ਲਾਈਨਾਂ)

ਸੁਣਨ ਕਲਾ :-ਕਹਾਣੀ 'ਲਾਲਚੀ ਕੁੱਤਾ' ਸੁਣਾ ਕੇ ਪ੍ਰਸ਼ਨ ਪੁੱਛੇ ਜਾਣਗੇ ।

**Art Integration Activity : Alphabets with Clay moulding**

ਵਿਧੀਆਂ	ਸਹਾਇਕ ਸਮਗਰੀ	ਗਤੀਵਿਧੀਆਂ	ਮੁਲਾਂਕਣ ਵਿਧੀ
1. ਉਚਾਰਨ ਵਿਧੀ	1. ਫਲੈਸ਼	Read and Draw Activity from Curriculum Guidelines Page No. 16	1. ਲਿਖਤੀ ਅਭਿਆਸ
2. ਅਨੁਕਰਨ ਵਿਧੀ	ਕਾਰਡ		2. ਮੌਖਿਕ ਅਭਿਆਸ
3. ਦੇਖੇ ਤੇ ਬੋਲੋ ਵਿਧੀ	2. ਵੀਡੀਓ		3. ਵਰਕਸ਼ੀਟ ਅਭਿਆਸ
4. ਵਿਚਾਰ ਵਟਾਂਦਰਾ ਵਿਧੀ	3. ਚਾਰਟ		4. ਪੜ੍ਹਨ ਕਲਾ
5. ਚਿੱਤਰ ਪਛਾਣ ਵਿਧੀ	4. ਤਸਵੀਰਾਂ		

ਜੂਨ ਗਰਮੀ ਦੀਆਂ ਛੁੱਟੀਆਂ

ਜੁਲਾਈ

ਪੜ੍ਹਨ ਕਲਾ :-ਸ਼ਬਦ ਲਹਿਰ – ਪੰਨਾ 7 ਤੋਂ 13

ਲਿਖਣ ਕਲਾ :-

1. ਪ ਤੋਂ ਝ
2. ਚਿੱਤਰ ਨੂੰ ਅੱਖਰ ਨਾਲ ਮੇਲੋ
3. ਖਾਲੀ ਥਾਂਵਾਂ ਭਰੋ

4. ਚਿੱਤਰ ਦੇਖ ਕੇ ਪਹਿਲਾ ਅੱਖਰ ਲਿਖੇ
5. ਬੋਲ ਲਿਖਤ
6. ਸਹੀ ਅੱਖਰ ਤੇ ਘੇਰਾ ਲਗਾਓ
7. ਅੱਖਰ ਦੇਖ ਕੇ ਸਹੀ ਚਿੱਤਰ ਤੇ ਸਹੀ (  $\checkmark$  ) ਦਾ ਨਿਸ਼ਾਨ ਲਗਾਓ
8. ਇੱਕੋ ਜਿਹੇ ਅੱਖਰਾਂ ਤੋਂ ਸ਼ੁਰੂ ਚਿੱਤਰਾਂ ਨੂੰ ਮਿਲਾਓ
9. ਭੁਲਾਵੇਂ ਅੱਖਰ
10. ਦੋ ਅੱਖਰੀ ਸ਼ਬਦ ਜੋੜ

ਕਿਰਿਆਤਮਕ ਕੰਮ :- ਭੁਲਾਵੇਂ ਅੱਖਰ

ਬੋਲਣ ਕਲਾ :- ਪੰਛੀਆਂ ਦੇ ਨਾਂ

ਸੁਣਨ ਕਲਾ :- ਕਹਾਣੀ ' ਕਾਂ ਤੇ ਚਲਾਕ ਲੁੰਬੜੀ ' ਸੁਣਾ ਕੇ ਪ੍ਰਸ਼ਨ ਪੁੱਛੇ ਜਾਣਗੇ |

ਵਿਧੀਆਂ	ਸਹਾਇਕ ਸਮਗਰੀ	ਗਤੀਵਿਧੀਆਂ	ਮੁਲਾਂਕਣ ਵਿਧੀ
1. ਉਚਾਰਨ ਵਿਧੀ	1. ਫਲੈਸ਼ ਕਾਰਡ	Picture Talk Activity from Curriculum Guidelines Page No. 15	1. ਲਿਖਤੀ ਅਭਿਆਸ
2. ਅਨੁਕਰਨ ਵਿਧੀ	2. ਵੀਡੀਓ		2. ਮੌਖਿਕ ਅਭਿਆਸ
3. ਦੇਖੇ ਤੇ ਬੋਲੇ ਵਿਧੀ	3. ਚਾਰਟ		3. ਵਰਕਸ਼ੀਟ ਅਭਿਆਸ
4. ਵਿਚਾਰ ਵਟਾਂਦਰਾ ਵਿਧੀ	4. ਤਸਵੀਰਾਂ		4. ਪੜ੍ਹਨ ਕਲਾ
ਚਿੱਤਰ ਪਛਾਣ ਵਿਧੀ			

ਅਗਸਤ

ਕਰਵਾਏ ਗਏ ਕੰਮ ਦੀ ਦੁਹਰਾਈ

ਸਤੰਬਰ

ਮੁਲਾਂਕਣ - 1

## COMPUTER

### OBJECTIVES

1. Foremost aim is to make the students capable of using Computer.
2. To develop the interest in Computer.
3. To make the students aware about importance of computer.
4. To make students familiar with Parts of Computer.
5. To enable the students to use Mouse & Keyboard.
6. To make the students capable to Turn ON/OFF the computer themselves.

**IMPORTANCE OF COMPUTER EDUCATION**

Computer technology has a deep impact on the education sector. Thanks to computers, imparting education has become easier and much more interesting than before. They have changed the way we study / work, be it any course / profession. They play a vital role in every field especially it plays an important role in education. That is why the education system has made computer education a part of school curriculum. Considering the use of computer technology in almost every sphere of life, it is important for everyone to have at least the basic knowledge of using computers.

**GENERAL INSTRUCTIONS-****For Students :**

1. Students will sit according to Roll No. in lab.
2. Students will follow all the Rules & Regulations of Lab and Instructions of Teacher.
3. Students will not touch any part in Lab without permission.
4. Students will not carry any kind of eatables & Water bottles in Lab.

**For Teachers :**

1. It is necessary to take students to the lab once a week according to fixed Time Table.
2. Teacher will look after each & every child in lab.
3. Teacher will make it sure that all the students have performed the lab activity or not.
4. All the students must be trained in Turn On / Off the Computer themselves.
5. Teachers will use maximum PCs in Lab.

**APRIL****Question answers for viva :**

Q-1.What is a computer?

Ans- Computer is an electronic machine.

Q-2.How does a computer help us?

Ans- (i) It makes our work easy.

(ii) It makes our learning better.

Q-3.What is the another name of monitor?

Ans-VDU.

Q-4. What is the full form of VDU?

Ans- Visual Display Unit.

**Lab Activity-**

1. To show the different parts of the computer.

**MAY**

Q-5. How many number keys are there on a keyboard?

Ans- 10 keys

Q-6.How many alphabet keys are there on a keyboard?

Ans- 26 keys



Q-7.What do we use to type on a computer?

Ans-Keyboard

Q-8 Which is the longest key on a keyboard?

Ans- Space Bar Key

### Lab Activity-

- 1.Demonstrate to the students how to hold and use a mouse (Students will draw any shape & will colour it.)
2. Introduce the Keyboard and practice on alphabet keys .
3. Students will type their name and Roll no. in notepad/wordpad .

## **JUNE SUMMER VACATION**

### **JULY**

#### Question answers for viva :

Q-9 How many types of keys are there on a keyboard?

Ans. Five types: i) Alphabet Keys (ii) Number Keys (iii)Functional Keys  
(iv) Special Keys (v) Arrow Keys

Q-10 Which is the brain of a computer ?

Ans- CPU

Q-11 Name any two Input Devices.

Ans- Keyboard, Mouse.

Q-13 How many buttons are there on a mouse?

Ans- Three buttons:- 1) Left Button 2) Right Button3) Scroll Button

Q-14 Name the places where computer is used ?

Ans- School, Bank etc

Q-15 What is called pressing the mouse button ?

Ans- Clicking

### Lab Activity :

1. Introduce Keyboard and practice on alphabet keys and number keys (Students will type their Name and Roll No.)
2. To show how to turn On & Off the computer.

**AUGUST: Revision of First Term Syllabus**

**SEPTEMBER : Assessment-I**

## **Drawing**

**Book : Step by Step**

**Publication : DAV Publication**


### OBJECTIVES :

1. To enjoy and appreciate the art work.
2. To work confidently with a variety of material.
3. To develop observation, imagination and self expression.


**NOTE :**

1. Use crayons only.
2. Use black sketch / marker for outline.
3. Use HB pencil.
4. Draw a big object in the centre.

**APRIL**

Step by Step Book	Drawing File Objects	No. of Periods	Activity
Pages -2 to 6 	A Bag	6	Thumb printing


**MAY**

Step by Step Book	Drawing File Objects	No. of Periods	Activity
Pages -7 to 12 	A Tree	8	Paper fan

June

Summer Vacation

July

Step by Step Book	Drawing File Objects	No. of periods	Activity
Pages - 13 to 18 	A fruit & A flower	6	Paper folding Paper Aeroplane

**AUGUST**

Revision of First Term Syllabus

**SEPTEMBER**

Assessment -1

# General Knowledge

## General Aims and Objectives-

1. To enable the students to speak appropriately and intelligently.
2. To enable the students to understand the commands & give response to the questions.
3. To pronounce correctly.

## Common Instructions-

1. Stereo( Audio/ Visual Aid) must be used to conduct listening skill-tape scripts.
2. Activities must be taken from Curriculum Guidelines already mentioned in Study Plan.
3. Converse with students individually.
4. Speaking topics must be asked individually.

## APRIL

Topic	No. of Days	Activities	Teaching Aids/Technology
Conversation Question/ Answer (1 to 10)	4	-	-
Curriculum Guidelines Page 10	2	General command ( stand/ sit/ up/ down etc.) Courtesies( Golden Words- Thank You, Welcome, Please, Excuse Me, Sorry	-
Speaking Topic- Self Introduction	4	-	-

## MAY

Topic	No. of Days	Activities	Teaching Aids/Technology
Scrap File- Paste pictures of Animals, Birds	2	Show Blocks	
Knowledge about School Houses	4	-	-

Topic	No. of Days	Activities	Teaching Aids/ Technology
Speaking Topic- My Classroom	4	-	-
Scrap File- Paste pictures of Fruits and Vegetables	2	Show Blocks	-
<b>JUNE</b>			
<b>SUMMER VACATION</b>			
<b>JULY</b>			
Topic	No. of Days	Activities	Teaching Aids/ Technology
Conversation Question/ Answer ( 11 to 20)	4	-	-
Lunch Prayer	1	-	-
Speaking Topic- My Classroom, Self Introduction	3	-	-
Scrap file- Paste pictures of different Festivals	2	-	-
<b>AUGUST</b>			
<b>Revision of First Term Syllabus</b>			
<b>SEPTEMBER</b>			
<b>Assessment - 1</b>			

### Self Introduction

1. My name is \_\_\_\_\_.
2. I am a girl / boy.
3. I am \_\_\_\_\_ years old.
4. I study in 1<sup>st</sup> \_\_\_\_\_ class.
5. I read in DAV Public School.
6. I live at \_\_\_\_\_.
7. I like to eat \_\_\_\_\_

### My Classroom

1. I study in 1<sup>st</sup> class.
2. My class room is very big .
3. It is neat and clean.
4. It has \_\_\_\_\_ benches.
5. It has \_\_\_\_\_ display boards.
6. It has a white and a green board.
7. I love my class room very much.

## Conversation Questions

### April to July

1. What is the full form of DAV?	Dayanand Anglo Vedic
2. What is the full form of G.K.?	General Knowledge
3. Where is your school situated?	In Samana
4. In which country do you live?	In India
5. Which animal gives us wool?	Sheep
6. Who is the Prime Minister of India?	Sh. Narendra Modi
7. Which is your favourite fruit?	_____
8. Who is the king of jungle?	Lion
9. Where should we throw the litter?	In the dustbin
10. Who gives us honey?	Honey Bee
11. Who is your school Principal?	Dr. Mohan Lal Sharma
12. Who is your class teacher?	_____
13. When was the first DAV school established?	1886
14. Where do you live?	_____
15. Which is the king of fruit?	Mango
16. How many colours are there in rainbow?	Seven
17. Which is your favourite toy?	_____
18. Which thing help you to clean your house?	Vacuum cleaner
19. What twinkles at night?	Stars
20. What do you use to make a call?	Mobile Phone

## नैतिक शिक्षा

पुस्तक: नैतिक शिक्षा भाग -1

प्रकाशन : डी.ए.वी.प्रकाशन

उद्देश्य

1. छात्रों में नैतिक मूल्यों का विकास करना ।
2. छात्रों में माता पिता, अध्यापकों व बड़ों के प्रति सम्मान की भावना उत्पन्न करना ।
3. छात्रों के व्यक्तित्व को सुविचारों से समृद्ध बनाना ।
4. धार्मिक रुचि का संवर्धन करना व अच्छी आदतें डालना ।
5. देश व जाति के प्रति छात्रों को कर्तव्यनिष्ठ बनाना ।

अप्रैल			
पाठ का नाम / विषय	कालांश	गातिविधियाँ	सहायक समाग्री
पाठ-1 प्रार्थना	1	-	-
पाठ-2 चार वचन	1	बच्चों को अच्छे नैतिक मूल्य सिखाएं जायेंगे	-
गायत्री मंत्र	1	-	डायरी से
आर्य समाज के नियम 1,2	1	-	-
डी ए वी गान(पहली चार पंक्तियाँ)	4	-	डायरी से, विडियो
मई			
पाठ का नाम / विषय	कालांश	गातिविधियाँ	सहायक समाग्री
पाठ-3 वे तीन शब्द	1	नमस्ते, धन्यवाद और माफ़ी जैसे शब्दों का प्रयोग करना सिखाना	कहानी के माध्यम से समझाना
पाठ-4 चीकू बंदर	1	आलस के नुकसान बताएं जायेंगे	कहानी के माध्यम से समझाना
प्रश्न उत्तर	2	-	-
आर्य समाज के नियम 1,2,3	2	-	-
जून ग्रीष्मावकाश			
जुलाई			
पाठ का नाम / विषय	कालांश	गातिविधियाँ	सहायक समाग्री
डी ए वी गान(पहली चार पंक्तियाँ)	3	सस्वर गायन करवाया जायेगा	पाठ्य पुस्तक
आर्य समाज के नियम 1,2,3	2	-	पाठ्य पुस्तक
प्रश्न उत्तर	2	-	-

अगस्त दोहराई

सितम्बर मूल्यांकन -I

**MUSIC & DANCE****OBJECTIVES :**

1. To enhance knowledge and understanding of dance as an aesthetic & artistic experience.
2. Co-operate with others in dance activities.
3. To develop self-confidence.
4. Give chance to sing in front of audience in small functions in school.
5. Basic knowledge of maximum musical instruments.
6. To enhance the hidden talent in students.

**NOTE :**

1. To develop a context for aesthetic and artistic experience and the opportunity to develop personally and physically through participation in dance in an enjoyable environment.
2. To develop students' musical sense by joining music activities.

**APRIL to JULY**

Topic	No. of days	Tools and Techniques	Teaching Aids
Hindi Folk Dance	8	Demonstration with steps	Actions on rhythm
1st Alankar	8	Demonstration with musical instruments	Oral of Alankar
प्रार्थना – तुम्हीं हो माता.....	8	Demonstration with musical instruments	From Study Plan with Lyrics

**JUNE****SUMMER VACATION****AUGUST****REVISION AND PRACTICE****SEPTEMBER****Assessment -I**

तुम्हीं हो माता पिता ॥  
 तुम्हीं हो माता, पिता तुम्हीं हो  
 तुम्हीं हो बंधु, सखा तुम्हीं हो।  
 तुम्हीं हो साथी तुम्हीं सहारे  
 कोई ना अपना सिवा तुम्हारे।  
 तुम्हीं हो नैया तुम्हीं खवैया  
 तुम्हीं हो बंधु सखा तुम्हीं हो।  
 जो खिल सके ना वो फूल हम है  
 तुम्हारे चरणों की धूल हम हैं।  
 दया की दृष्टि सदा ही रखना  
 तुम्हीं हो बंधु सखा तुम्हीं हो।

### अलंकार -1

सा रे गा मा पा धा नी सा

## HEALTH & PHYSICAL EDUCATION

### AIMS & OBJECTIVES :

1. Interact with the natural world in a positive manner.
2. Develop qualities such as leadership, sense of belongingness, Courage and self defence.
3. Participate in the activities for fun and joy.
4. Conduct the movement with more body control.
5. To ensure optimum growth of each child.
6. Understand that hygienic fitness, protection and health care are important for health.
7. To make people physically, mentally and emotionally strong and fit.
8. To participate in team game for physically fitness, enjoyment and team spirit.
9. To develop interest in exercise with confidence.
10. To make the children aware about health.

<b>APRIL</b>			
<b>Topic</b>	<b>No. of Periods</b>	<b>Activities</b>	<b>Teaching Aids</b>
Human Body	2	Practical	Chart, Block
Free Movements Walk / Run / Jump	1	Practical in Ground	Body Movements
Rolls the tyre or any other moveable object	2	Practical in Ground	Cycle Tyre
Ball Activities -Hold and Catch	1	Practical in Ground	Body Movements, Ball



Topic	No. of Periods	Activities	Teaching Aids
PT exercises 1 to 3	2	Practical in Ground	Body Movements
<b>MAY</b>			
Topic	No. of Periods	Activities	Teaching Aids
Pours water with perfection	2	Practical in Ground	Jug and glass of water
Simple Race-Distance of 20m.	1	Practical in Ground	Body Movements
PT exercises 4 to 6	2	Demonstration and Practice	Body Movements
<b>JUNE SUMMER VACATION</b>			
<b>JULY</b>			
Topic	No. of Periods	Activities	Teaching Aids
Tosses and bounces a ball	2	Practical in Ground	Body Movements
Sack/ Spoon Race	2	Practical in Ground	Body Movements, Sack , Spoon
PT exercises 1 to 6	2	Practical in Ground, Demonstration	Body Movements
Game – Find the Leader	1	Practical in Ground	Body Movements
<b>AUGUST Revision of First Term Syllabus</b>			
<b>SEPTEMBER Assessment –I</b>			

## UNIT- 2

### English

<b>OCTOBER</b>			
Lesson No./Topic	No. of Periods	Activities	Teaching Aids/Technology
Lesson-13 The King's Ring <b>My English Reader</b> New words, Make sentences , Fill ups	5	Pick & Drop from Curriculum Guideline Page 13 'ng' sound	Text book, Note book, green board, E-Smart Board's content, Chalk, Duster
English Practice Book Pages 34, 35	1	Cut 'ng' sound words from newspaper & paste them	Text book, green board, chalk, duster

Lesson No./Topic	No. of Periods	Activities	Teaching Aids/Technology
Lesson-14 My Mummy(Poem) Concept-I, He, She, It (Only For Reading and Understanding) <b>My English Reader</b>	5	'Sequencing the daily routine' from Curriculum Guidelines Page 15	Text book, Note book, green board, Chart, chalk, duster
English Practice Book Pages - 36 to 38	1	Give your introduction yourself Page 37	Text book, green board, Chalk, duster
Lesson-15 Anil and Geeta 'Are' concept Pages 51,52 only for understanding <b>My English Reader</b> New words, Make sentences , Fill ups	4	Sentences with Game related He / She / It by students	Text book, Note book, green board, Chalk, duster
English Practice Book Pages 39 to 42	2	Make at least 10 words from <b>RAILWAY STATION</b> Spell and Build Words	Text book, green board, chalk, duster
Grammar : Use of articles Month's Name My School	3	–	By using classroom objects, E-Smart content/Chart

**NOVEMBER**

Lesson No./Topic	No. of Periods	Activities	Teaching Aids/Technology
Lesson-16 Out of the Cage <b>My English Reader</b> New words, Make sentences , Fill ups	4	Be Quick One and Many	Chart, Text book, Note book, green board, chalk, duster
English Practice Book Pages - 43 to 45	1	By using classroom objects (is, are concept)	Text book, green board, chalk, duster
Lesson-17 Tiny Ball &'You''We''They' concept Only for understanding Pages 56, 57	2	–	Text book, Note book, green board, chalk, duster

<b>My English Reader</b>			
Lesson-18 Clever Chicks Use of 'Has' / 'Have' <b>My English Reader</b> Only for Reading	4	Role Play with mask, Solve the Crossword Puzzle ( Page 66)	Text book, Note book, green board, chalk, duster
English Practice Book Pages 46 to 48	1	By using classroom objects related is, are concept Dominoes sentences with is/are	Text book, green board, chalk, duster
Lesson-19 Tommy – The Pet (Only For Reading ) <b>My English Reader</b> Use of 'These' / 'Those'	4	By using classroom objects related with These, Those concept	Text book, Note book, green board, chalk, duster
English Practice Book Pages 49 to 53	1	By using classroom objects related with has, have concept	Text book, green board, chalk, duster
Grammar:- Change the Number(10) Change the Gender (10)	2		Text book, Note book, green board, chalk, duster
Listening Skill:- The Thirsty Crow	1	-	-
Creative Writing:- Make sentences	1	-	-
<b>Art Integration Activity</b>	6	<b>Change the Number/ Gender</b>	
<b>DECEMBER Assessment – 2</b>			

**हिंदी**

<b>अक्तूबर</b>			
पाठ का नाम/ विषय	कालांश	गतिविधियाँ	सहायक सामग्री/ तकनीक
पाठ-8 जादूगर का जादू (भाषा माधुरी)	4	अगर आप जादूगर बन जाओ तो किस चीज को बदलना चाहोगे?	दृश्य, चार्ट,ई –स्मार्ट, ग्रीनबोर्ड

पाठ का नाम/ विषय	कालांश	गतिविधियाँ	सहायक सामग्री/ तकनीक
पृष्ठ- 25 से31 (भाषा अभ्यास)	2	अनार में से फूटे अधूरे शब्दों को जोड़ कर पूरा करो।	ग्रीन बोर्ड, झाड़न, खड़िया
पाठ-9 मेला (भाषा माधुरी)	5	आप सबने मेला जरूर देखा होगा बातचीत की जिए	ग्रीन बोर्ड, झाड़न, खड़िया, चार्ट/ फ्लैशकार्ड
पृष्ठ-32 से36 (भाषा अभ्यास)	2	पृष्ठ 34 चित्र देखो व लिखो	ग्रीनबोर्ड, पाठ्यपुस्तक
पाठ- 10 शैलाकी मैना (भाषामाधुरी)	5	पर्ची उठाओ और डालो {Curriculum Guidelines page - 13}	ए, ऐ की मात्रा की पर्चियाँ चार्ट/ फ्लैश कार्ड
पृष्ठ - 37 से 40 (भाषा अभ्यास)	2	ए, ऐ की मात्रा के शब्दों को मात्रा अनुसार सही डिब्बे में लिखो	ग्रीन बोर्ड, ,ई –स्मार्ट

## नवंबर

पाठ का नाम/ विषय	कालांश	गतिविधियाँ	सहायक सामग्री/ तकनीक
पाठ-11 होली का दिन (भाषा माधुरी)	5	वर्ग पहली सुलझाओ	चार्ट/ फ्लैश कार्ड ओ मात्रा की पर्चियां
पृष्ठ- 41 से44 (भाषा अभ्यास)	2	अनुच्छेद लेखन पृष्ठ-42	ग्रीनबोर्ड, झाड़न, खड़िया
पाठ- 12 कौशल की सालगिरह(भाषा माधुरी) केवल पठन कौशल	5	शब्दसेशब्दनिर्माण	दृश्य,चार्ट/ फ्लैश कार्ड, ई –स्मार्ट, ग्रीनबोर्ड

पाठ का नाम/ विषय	कालांश	गतिविधियाँ	सहायक सामग्री/ तकनीक
पृष्ठ-45 से 48 (भाषा अभ्यास)	2	बच्चों को अभिनय द्वारा क्रियाओं को करवाया व लिखने का अभ्यास करवाया जाएगा।	ग्रीन बोर्ड, कक्षा की वस्तुएँ
पाठ 15 परियों की रानी (भाषा माधुरी)	1	कविता का सस्वर गायन करवाया जाएगा।	पाठ्य पुस्तक
व्याकरण- वचन बदलो(10) पशुओं के नाम(10) पक्षियों के नाम(10) गिनती- 1 से 10	4	चित्र दिखाकर बच्चों को बोलने के लिए प्रेरित किया जाएगा।	चार्ट, फ्लैशकार्ड, ब्लॉक
क्रियात्मक कार्य- फलों के नाम, श्रुतलेख	4	-	-
<b>Art Integration Activity</b>	6	De Poster Designing with Matras	
दिसंबर मूल्यांकन -2			

# Mathematics

<b>OCTOBER</b>			
Lesson No./Topics	No. of Days	Activities	Teaching Aids/ Technology
Unit -6 Length Page No. 78 to 80	3	Use non standard units (such as hand span, human feet, palm etc) to measure length of objects in immediate neighborhoods environment (Curriculum Guidelines Page no. 27)	Classroom objects like green board, table, bag etc,E-smart board
Tables of 6 ,7	3	Drill	Audio Or Video of Tables
<b>Art Integration Activity</b>	5	<b>Concept –Length will be taken by using vegetable impression</b>	
Unit – 7 Add & Subtract Page No. 81 to 83	4	With The Use Of Abacus , Number Line	Abacus, Number Line, Dominoes Card
<b>Notebook Topics</b> 1. Sums of addition&	6	(i) Re-Arrange the Numbers (ii) Finger Method	Number Cards, Abacus

## NOVEMBER

Lesson No./Topic	No. of Days	Activities	Teaching Aids/ Technology
Unit – 8 Weight Page No. 84 to 87	3	Balancing & Weighing two quantities and using appropriate vocabulary such as light, heavy etc. from Curriculum Guidelines Page no. 26	E-Smart Board, Pan Balances
Unit – 9 More on Addition Page No. 88 to 92 (Only for understanding. Sums will be taken on notebook only)	4	Draw the abacus on board and tell them how to add on abacus.	Abacus
Tables of 7,8	3	Drill	Audio or Video of Tables
<b>Notebook Topics</b> 1.Number names	3	(i) Quick calculations	Number Cards, Abacus

2. Mental Maths 3. Write in figures 4. Put the correct Sign>,<>=			
<b>DECEMBER</b>		<b>Assessment -2</b>	

## EVS

<b>OCTOBER</b>			
Lesson No./Topic	No. of Days	Activities	Teaching Aids/ Technology
7. Who are They? (Discussion only: This exam will not take in exam)	4	(i) Paste photographs of your family members on family tree (Book Page No. 38) (ii) What does your father and mother do at home? {Curriculum Guidelines Page no. 31}	Family tree from book
8. We are a Happy Family	5	Role play activity	Family tree from book
9. Fairs and Festivals (Festival's name)	5	<b>Project</b> : Draw and colour the National Flag of India in scrap file <b>Project</b> : Paste pictures of different festivals in scrap file	Chart/ Flash cards, E-smart board
<b>Art Integration Activity</b>	2	Group Activity – Fairs and Festivals Collage Making	
<b>NOVEMBER</b>			
Lesson No./Topic	No. of Days	Activities	Teaching Aids/ Technology
10. Know Your Surroundings	6	By showing pictures or draw on board, ask the students to identify that particular natural feature like river, desert, forest etc.	Chart/Flash Card, E-Smart Board
11. Plants (Trees name, Things we get from plants )	6	(i) Show them plant and explain its parts (ii) Nature Walk <b>Project</b> :- Paste different types of leaves in scrap file	Real Plant/Block, E-Smart Board
<b>Art Integration Activity</b>	3	Nature Walk	
<b>DECEMBER</b>		<b>Assessment -2</b>	

## ਪੰਜਾਬੀ

### ਅਕਤੂਬਰ

ਪੜ੍ਹਨ ਕਲਾ :-ਸ਼ਬਦ ਲਹਿਰ – ਪੰਨਾ 14 ਤੋਂ 21

ਲਿਖਣ ਕਲਾ :-

1. ਓ ਤੋਂ ਤੜ
2. ਦੋ ਅੱਖਰੀ ਸ਼ਬਦਾਂ ਦਾ ਜੋੜ
3. ਦੋ ਅੱਖਰੀ ਸ਼ਬਦ
4. ਖਾਲੀ ਥਾਂਵਾਂ ਭਰੋ
5. ਚਿੱਤਰ ਦੇਖ ਕੇ ਨਾਂ ਲਿਖੋ
6. ਬੋਲ ਲਿਖਤ
7. ਚਿੱਤਰ ਦੇਖ ਕੇ ਸਹੀ ਸ਼ਬਦ ਤੇ ਘੇਰਾ ਲਗਾਓ
8. ਸਹੀ ਅੱਖਰ ਭਰ ਕੇ ਸਹੀ ਸ਼ਬਦ ਬਣਾਓ
9. ਵਾਕ ਬਣਾਓ

ਬੋਲਣ ਕਲਾ :-ਫਲਾਂ ਦੇ ਨਾਂ

ਸੁਣਨ ਕਲਾ :-ਕਹਾਣੀ 'ਏਕਤਾ ਵਿੱਚ ਬਲ ਹੈ' ਸੁਣਾ ਕੇ ਪ੍ਰਸ਼ਨ ਪੁੱਛੇ ਜਾਣਗੇ।

ਵਿਧੀਆਂ	ਸਹਾਇਕ ਸਮਗਰੀ	ਗਤੀਵਿਧੀਆਂ	ਮੁਲਾਂਕਣ ਵਿਧੀ
1. ਉਚਾਰਨ ਵਿਧੀ	1. ਫਲੈਸ਼ ਕਾਰਡ	Spell and Build Activity from Curriculum Guidelines Page No. 14	1. ਲਿਖਤੀ ਅਭਿਆਸ
2. ਅਨੁਕਰਨ ਵਿਧੀ	2. ਵੀਡੀਓ		2. ਮੌਖਿਕ ਅਭਿਆਸ
3. ਦੇਖੇ ਤੇ ਬੋਲੇ ਵਿਧੀ	3. ਚਾਰਟ		3. ਵਰਕਸ਼ੀਟ ਅਭਿਆਸ
4. ਵਿਚਾਰ ਵਟਾਂਦਰਾ ਵਿਧੀ	4. ਤਸਵੀਰਾਂ		4. ਪੜ੍ਹਨ ਕਲਾ
5. ਚਿੱਤਰ ਪਛਾਣ ਵਿਧੀ			

### ਨਵੰਬਰ

ਪੜ੍ਹਨਕਲਾ :-ਸ਼ਬਦ ਲਹਿਰ– ਪੰਨਾ 22 ਤੋਂ 29



**ਲਿਖਣ ਕਲਾ :-**

1. ਤਿੰਨ ਅੱਖਰੀ ਸ਼ਬਦਾਂ ਦਾ ਜੋੜ
2. ਤਿੰਨ ਅੱਖਰੀ ਸ਼ਬਦ
3. ਖਾਲੀ ਥਾਂਵਾਂ ਭਰੋ
4. ਚਿੱਤਰ ਦੇਖ ਕੇ ਨਾਂ ਲਿਖੋ
5. ਬੋਲ ਲਿਖਤ
6. ਚਿੱਤਰ ਦੇਖ ਕੇ ਸਹੀ ਸ਼ਬਦ ਤੇ ਘੇਰਾ ਲਗਾਓ
7. ਸਹੀ ਅੱਖਰ ਭਰ ਕੇ ਸਹੀ ਸ਼ਬਦ ਬਣਾਓ
8. ਵਾਕ ਬਣਾਓ
9. ਸੁਲੇਖ
10. ਮਿਲਾਨ ਕਰੋ

**ਬੋਲਣ ਕਲਾ :-**ਕਵਿਤਾ – ਗੁਬਾਰੇ

**ਸੁਣਨ ਕਲਾ :-**ਕਹਾਣੀ 'ਦੇ ਬਿਲੀਆਂ ਅਤੇ ਬਾਂਦਰ' ਸੁਣਾ ਕੇ ਪ੍ਰਸ਼ਨ ਪੁੱਛੇ ਜਾਣਗੇ |

**ਕਿਰਿਆਤਮਕ ਕੰਮ :-** ਭੁਲਾਵੇਂ ਸ਼ਬਦ

**Art Integration Activity** ਕਵਿਤਾ – ਗੁਬਾਰੇ

**ਕਵਿਤਾ – ਗੁਬਾਰੇ**  
 ਲਾਲ, ਨੀਲਾ, ਪੀਲਾ, ਗੁਲਾਬੀ  
 ਹਰਾ, ਕਾਲਾ, ਅਤੇ ਚਿੱਟਾ  
 ਰੰਗੇ ਬਿਰੰਗੇ ਇਹ ਗੁਬਾਰੇ,  
 ਲੱਗਦੇ ਬੜੇ ਹੀ ਪਿਆਰੇ  
 ਉੱਚੇ – ਉੱਚੇ ਉੱਡਦੇ ਸਾਰੇ,  
 ਜਾ ਪਕੜਨ ਅੰਬਰਾਂ ਦੇ ਤਾਰੇ |

ਵਿਧੀਆਂ	ਸਹਾਇਕ ਸਮਗਰੀ	ਗਤੀਵਿਧੀਆਂ	ਮੁਲਾਂਕਣ ਵਿਧੀ
1. ਉਚਾਰਨ ਵਿਧੀ	1. ਫਲੈਸ਼ ਕਾਰਡ	Pick and Drop Activity from Curriculum Guidelines Page No. 13	1. ਲਿਖਤੀ ਅਭਿਆਸ
2. ਅਨੁਕਰਨ ਵਿਧੀ	2. ਵੀਡੀਓ		2. ਮੌਖਿਕ ਅਭਿਆਸ
3. ਦੇਖੇ ਤੇ ਬੋਲੇ ਵਿਧੀ	3. ਚਾਰਟ		3. ਵਰਕਸ਼ੀਟ ਅਭਿਆਸ
4. ਵਿਚਾਰ ਵਟਾਂਦਰਾ ਵਿਧੀ	4. ਤਸਵੀਰਾਂ		4. ਪੜ੍ਹਨ ਕਲਾ
5. ਚਿੱਤਰ ਪਛਾਣ ਵਿਧੀ			

**ਦਸੰਬਰ**

**ਮੁਲਾਂਕਣ – 2**

# Computer

## OCTOBER

### Question Answers for Viva :

Q-1 What is the full form of CPU?

Ans- Central Processing Unit

Q-2 Which part of a computer is used to listen the sound?

Ans- Speakers

Q-3 What does a computer need to work with?

Ans-Electricity

Q-4 Which device is used to point all the items on screen?

Ans- Mouse

### Lab Activity :-

- 1.Play any sound & listen through speakers.
- 2.Students will draw any shape & will colour it.

## NOVEMBER

### Question Answers for Viva :-

Q-5 Which storage device do you use to keep data?

Ans- CD, DVD, Pen Drive.

Q-6 Name two places where computer is used?

Ans- School, Bank, Hospital

Q-7 How do you make drawing in a paint?

Ans-By using pencil tool, brush tool etc.

Q-8 What do we use to erase a drawing?

Ans- Eraser tool.

### Lab Activity :-


- 1.Draw different shapes and paint them .
- 2.Show CD, Pen Drive, Speakers in lab.

## DECEMBER

### Assessment-I

# Drawing

OCTOBER			
Step by Step Book	Drawing File Objects	No. of periods	Activity
Pages - 19 to 24	A glass	8	-

<b>NOVEMBER</b>			
<b>Step by Step Book</b>	<b>Drawing File Objects</b>	<b>No. of periods</b>	<b>Activity</b>
Pages -25 to 29 	A Jug & A Kite	8	Card Colouring on Children's Day
<b>DECEMBER</b>			
<b>Revision and Assessment -2</b>			

## General Knowledge

<b>OCTOBER</b>			
<b>Topic</b>	<b>No. of Periods</b>	<b>Activities</b>	<b>Teaching Aids/ Technology</b>
Conversation Question/ Answer 1 to 7	4	-	-
Curriculum Guidelines Page 11	2	Play Mime Game	-
Speaking Topic:- My Best Friend	4	-	-
Scrap File – Paste pictures of National Symbols and Musical Instruments	2	-	-
<b>Art Integration Activity</b>	2	<b>National Anthem</b>	
<b>NOVEMBER</b>			
<b>Topic</b>	<b>No. of Periods</b>	<b>Activities</b>	<b>Teaching Aids/Technology</b>
Conversation Question/ Answer (8 to 15)	4	-	-
Curriculum Guidelines Page 16	2	Read & draw	-
Speaking Topic- Great Personality:-	4	-	-

Swami Dayanand Saraswati  
Ji

Scrap File- Paste pictures of  
Great Personalities

2

-

-

**DECEMBER****Assessment -2****My Best Friend**

1. My friend's name is \_\_\_\_\_
2. He/ She reads in 1<sup>st</sup> class.
3. He /She is of my age.
4. We study and play together .
5. He/ She is very helpful.
6. We both enjoy at school.
7. I like my friend very much.

**Great Personality****Swami Dayanand Saraswati Ji**

1. Swami Dayanand Saraswati Ji was born on 12th Feb., 1824 in Tankara.
2. His father's name was Karshan Ji Tiwari.
3. His mother's name was Yashoda bai.
4. He was the founder of Arya Samaj.
5. Satyarth Parkash is the famous book of Swami ji.
6. He died on 30<sup>th</sup> Oct., 1883 in Ajmer.

**Conversation Questions****October and November**

- |   |                      |
|---|----------------------|
| 1. Which is your favourite rhyme?                   | Bits of Paper        |
| 2. Who gives us heat?                               | Sun                  |
| 3. Who is known as God of Cricket?                  | Mr. Sachin Tendulkar |
| 4. Which is the national game of India?             | Hockey               |
| 5. Which is your favourite festival?                | Holi / Diwali etc.   |
| 6. Name two indoor games.                           | Chess, Ludo          |
| 7. Name two outdoor games.                          | Hockey, Football     |
| 8. Which is the festival of lights?                 | Diwali               |
| 9. Which is the festival of colours?                | Holi                 |
| 10. How many players are there in Hockey Team?      | Eleven               |
| 11. Which is your favourite musical instrument?     | Tabla etc.           |
| 12. Name any two musical instruments.               | Harmonium, Guitar    |
| 13. Which is your favourite cartoon character?      | Ben 10, etc.         |
| 14. What do you say when you get up in the morning? | Good Morning         |
| 15. What do you say when you go to bed at night?    | Good Night           |

## नैतिक शिक्षा

**अक्तूबर**

पाठ का नाम / विषय	कालांश	गातिविधियाँ	सहायक समाग्री
पाठ-5 अनुभूति की गलती	2	चोरी जैसी बुरी आदतों से दूर रहने के बारे में बताया जायेगा	पाठ्य पुस्तक
पाठ-6आओ प्रार्थना करें	2	-	पाठ्य पुस्तक
डी ए वी गान (पहली आठ पंक्तियाँ)	4	सस्वर गायन करवाया जायेगा	पाठ्य पुस्तक
आर्य समाज के नियम(4,5,6 )	3	-	पाठ्य पुस्तक
प्रश्न उत्तर	2	-	-

**नवंबर**

पाठ का नाम / विषय	कालांश	गातिविधियाँ	सहायक समाग्री
पाठ-7 स्वामी विरजानन्द	2	स्वामी विरजानन्द जी के बारे में बताया जायेगा	स्वामी विरजानन्द जी का चित्र
पाठ-8ईश्वर मेरे साथ है	2	-	पाठ्य पुस्तक
आर्य समाज के नियम(4,5,6 )	3	-	पाठ्य पुस्तक
डी ए वी गान (पहली आठ पंक्तियाँ)	3	सस्वर गायन करवाया जायेगा	पाठ्य पुस्तक
शिष्टाचार के नियम	3	-	पाठ्य पुस्तक

**दिसंबर**

**मूल्यांकन - 2**

## Music & Dance

### OCTOBER and NOVEMBER

Topic	No. of days	Tools and Techniques	Teaching Aids
Children Dance – Hindi	6	Demonstration with steps	With sound system
Children Song (लकड़ी की काठी ----)	6	Demonstration with musical instruments	From Study Plan with Lyrics

### DECEMBER

### Assessment -2

#### Children Song

#### लकड़ी की काठी

लकड़ी की काठी ,काठी पे घोड़ा,  
घोड़े की दुम पे जो मारा हथौड़ा  
दौड़ा दौड़ा दौड़ा घोड़ा दुम उठा के दौड़ा  
घोड़ा पहुँचा चौक में, चौक में था नाई,  
घोड़े जी की नाई ने हजामत जो बनाई  
चग-बग चग-बग चग-बग चग-बग, घोड़ा पहुँचा चौक .....

दौड़ा दौड़ा दौड़ा घोड़ा दुम उठा के दौड़ा  
घोड़ा था घमंडी पहुँचा सब्जी मंडी,  
सब्जी मंडी बर्फ पड़ी थी बर्फ में लग गई ठंडी  
चग-बग चग-बग चग-बग चग-बग, घोड़ा था घमंडी .....

दौड़ा दौड़ा दौड़ा घोड़ा दुम उठा के दौड़ा  
घोड़ा अपना तगड़ा है देखो कितनी चर्बी है,  
चलता है महरोली में पर घोड़ा अपना अरबी है  
चग-बग चग-बग चग-बग चग-बग, घोड़ा अपना तगड़ा है .....

बाँह छूड़ा के दौड़ा घोड़ा दुम उठा के दौड़ा  
लकड़ी की काठी काठी पे घोड़ा, दुम उठा के दौड़ा

# Health & Physical Education

## OCTOBER

Lesson No./Topic	No. of Periods	Activities	Teaching Aids
Warm Up exercise Free Movements Walk / Run / Jump	1	Practical in Ground	Body Movements
PT exercises 1 to 3	2	Practical in Ground Demonstration and Practice	Body Movements
Dodge Ball	1	Practical in Ground	Body Movements
Asana- Tarasana and Padamasana	2	Demonstration and Practice	Chart and Body Movement

## NOVEMBER

Lesson No./Topic	No. of Periods	Activities	Teaching Aids
Race – Frog Race/Dog Race	1	Practical in Ground	Body Movements
PT exercises 4 to 6	2	Practical in Ground Demonstration & Practice	Body Movements
Throw a ball at a given target	1	Practical in Ground	Body Movements, Ball
Game – River Bank	1	Practical in Ground	Body Movements

## DECEMBER

### Assessment -2

# UNIT- 3

## English

## JANUARY

Lesson No./Topic	No. of Periods	Activities	Teaching Aids/Technology
Lesson-20 A Picnic Use of 'His''Her', 'My''Your' <b>My English Reader</b> Reading and understanding Only	4	–	Text book, Note book, green board, chalk, duster

Lesson No./Topic	No. of Periods	Activities	Teaching Aids/Technology
English Practice Book Pages 54 to 56	1	By using classroom objects related 'These', 'Those'	Text book, green board, chalk, duster
Lesson-21 Raju's Bunny Use of 'What is What' <b>My English Reader</b> New words, Make sentences , Fill ups ,Opposite words (10)	4	–	Text book, Note book, green board, chalk, duster
English Practice Book Pages- 57 to 65	1	Pick the word from word pool and write in the column {Page 59}, Search the fruit name from the basket Page61, Find the names of the colours that are hidden in the puzzle Page 64	Text book, green board, chalk, duster
Lesson-22 Kitty's Birthday <b>My English Reader</b> Reading and understanding Only	3	–	Text book, Note book, green board, chalk, duster
English Practice Book Pages -66 to 67	1	Picture Talk Page 67	Text book, green board, chalk, duster
Action Time Page 92 Lesson-23 The Ants <b>My English Reader</b> New words, Make sentences , Fill ups	3-4	Students will do action related with words	Text book, Note book, green board, chalk, duster
English Practice Book Pages- 68 to 71	1	Read and Act from Page-14 Curriculum Guidelines	Text book, green board, chalk, duster

## FEBRUARY

Lesson No./Topic	No. of Periods	Activities	Teaching Aids/Technology
Lesson-24 The Greedy Monkey <b>My English Reader</b> New words, Make sentences ,Fill ups	2	Word Building	Text book, Note book, green board, chalk, duster



Lesson No./Topic	No. of Periods	Activities	Teaching Aids/Technology
English Practice Book Pages- 72 to 75	1	See the picture and complete the sentence by using is / was and a / an	Text book, green board, chalk, duster
Lesson-25 Golu's Shop (Only for Reading) Jumbled words in Book exercise <b>My English Reader</b>	1	–	Text book, green board, chalk, duster
English Practice Book Pages- 76, 77	1	Students will compose the lines about My Teacher, Leave a note for mummy when you are going at your friend's house	Text book, green board, chalk, duster
Lesson-26 Neha in the Forest <b>My English Reader</b> (Only for Reading)	2	–	Text book, green board, chalk, duster
English Practice Book Pages 78, 79	1	Picture Talk	Text book, green board, chalk, duster
Use of capital letter and full stop.	1	-	-
Creative Writing – Make sentences , Action Words	1	-	-

**MARCH****Assessment -3****हिंदी****जनवरी**

पाठ का नाम/ विषय	कालांश	गतिविधियाँ	सहायक सामग्री / तकनीक
पाठ -13 संजय की पतंग (भाषा माधुरी)	5	शब्द अंताक्षरी खेल	दृश्य, श्रुत्य सामग्री, ई- स्मार्ट बोर्ड, चार्ट

पाठ का नाम/ विषय	कालांश	गतिविधियाँ	सहायक सामग्री / तकनीक
पृष्ठ - 49 से 52 (भाषा अभ्यास)	2	पृष्ठ 52 का चित्र दिखाया जाएगा और बच्चों को बोलने लिखने के लिए प्रेरित किया जाएगा ।	ग्रीन बोर्ड, झाड़न, खड़िया
पाठ -14 ताँगे वाले की मूँछें (भाषा माधुरी)	4	अगर मूँछों वाला आदमी चाचा ना होता तो क्या होता ? बातचीत कीजिए	दृश्य, श्रव्य सामग्री, ई – स्मार्ट बोर्ड, चार्ट
पृष्ठ -53 से 54 (भाषा अभ्यास)	1		कक्षा की वस्तुएँ, ग्रीन बोर्ड
पाठ- 16 मस्त कलंदर (भाषा माधुरी) केवल पठन	1	क्या आपने किसी जानवर को तंग होने से बचाया है ? चर्चा करो ।	ब्लॉक (जानवरों के)
पाठ - 17 नन्हीं चिड़िया (भाषा माधुरी)	1	कविता का सस्वर गायन करवाया जाएगा	पाठ्य पुस्तक
पृष्ठ - 55 से 57 (भाषा अभ्यास)	2	पृष्ठ 56 का चित्र दिखाकर बच्चों को बोलने लिखने के लिए प्रेरित किया जाएगा ।	ग्रीन बोर्ड, झाड़न, खड़िया
पाठ - 18 अच्छी परी (भाषा माधुरी)	2	यदि आपको जादू का फूल मिल जाए तो आप ही उससे क्या-क्या माँगोगे ? बातचीत कीजिए ।	ग्रीन बोर्ड, पाठ्य पुस्तक
पृष्ठ- 58 से 60 (भाषा अभ्यास)	1	पृष्ठ 60 का चित्र दिखाया जाएगा और बच्चों को बोलने व लिखने के लिए प्रेरित किया जाएगा ।	पाठ्य पुस्तक, ग्रीन बोर्ड

फरवरी

पाठ का नाम / विषय	कालांश	गतिविधियाँ	सहायकसामग्री / तकनीक
पाठ - 19 गुब्बारे वाला (भाषा माधुरी)	1	कविता का सस्वर गायन करवाया जाएगा	पाठ्य पुस्तक
पृष्ठ - 61 से 62 (भाषा अभ्यास)	1	पृष्ठ 62 पर अखबार / पत्रिका में से कविता लिखवाई जाएगी।	ग्रीन बोर्ड, झाड़न, खड़िया
पाठ - 20 योगशाला (भाषा माधुरी) केवल पठन	1	क्या आप योगा करते हो? योग से होने वाले तीन लाभ बताइए।	ब्लॉक / चार्ट( जानवरों का)
पृष्ठ - 63 से 66 (भाषा अभ्यास)	2	पृष्ठ 66 पर कछुए की कहानी का दृश्य दिखा कर पूरा करवाया जाएगा।	ग्रीन बोर्ड, झाड़न खड़िया
व्याकरण -मेरा स्कूल (पाँच पंक्तियाँ), लिंग बदलो (10), विपरीत शब्द (10),दिनों के नाम,फलों के नाम (7)	5		चार्ट/ फ्लैश कार्ड/ ब्लॉक
क्रियात्मक कार्य - वाक्य बनाओ, श्रुतलेख	2	-	-

मार्च मूल्यांकन -3

# Mathematics

## JANUARY

Lesson No./Topics	No. of Days	Activities	Teaching Aids
Unit – 10 Capacity Page No. 93,94	2	Different containers and real things can be used {Curriculum Guidelines Page No. 26}	Container, Real Utensils, E-Smart Board
Unit – 11 More on Subtraction Page No. 95 to 99 (Sums will be taken in notebook only ) This chapter will not take in exam.	5	(i) Use of number line (ii) By abacus	Concrete Objects, Number Bingo
Tables – 8,9	3	Drill	Chart/Audio Or Video Of Tables
<b>Notebook Topics</b> 1. Sums of addition 2.Sums of Subtraction 3. Mental Maths 4. What comes before, after and between? 5. Put the correct sign>,<,<=	6	(i) Quick Calculations	Number Cards, Abacus

## FEBRUARY

Lesson No./Topics	No. of Days	Activities	Teaching Aids
Unit – 12 Time Page No. 100 to 105	5	(i) To show calendar. (ii) To show clock.	Calendar, clock, hour glass, E- smart board
Unit – 13 Money Page No. 106 to 114	7	(i) To show coins and currency notes. (ii) Money change	Coins, currency notes
Tables – 9,10	3	Drill	Chart/audio or video of tables
<b>Notebook Topics</b> 1. Sums of addition & subtraction 2. Mental Maths 3. Fill ups of time 4. Count the money	6	(i) Provide them calendar and ask date and day. (ii) Provide them clock and ask different time on clock.	Number cards, Coins, currency notes

**MARCH****Assessment -3****EVS****JANUARY**

Lesson No./Topics	No. of Days	Activities	Teaching Aids
12. The Animals Kingdom (Birds name, wild and domestic animals name)	5	(i) Display pictures of different animals and birds and let them recognize. (ii) Find the name of seven birds from the given crossword (from book)	Chart/ Blocks, E-Smart Board
		<b>Project:-</b> Paste pictures of birds, wild and domestic animals in scrap file.	
13. Water (Sources of water)	5	(i) Explain to the students how clouds are formed? (ii) Water, water everywhere (e.wiz) <b>Discussion Topic:-</b> Speak five lines on water	Chart, E-Smart Board

**FEBRUARY**

Lesson No./Topics	No. of Days	Activities	Teaching Aids
14. Important Places (only for Discussion)	5	Show them different places like school, temple, hospital etc and explain about it .	Chart, E-Smart Board
15. Let Us Meet Them (Different types of helpers' name)	5	Students will play the role of different helpers {Curriculum Guidelines Page No. 34} (ii) Think it through (e.wiz) <b>Discussion Topic:-</b> Discuss about different types of helpers <b>Project:-</b> Paste pictures of different helpers.	Chart/Flash Cards

**MARCH****Assessment -3**

## ਪੰਜਾਬੀ

### ਜਨਵਰੀ

ਪੜ੍ਹਨ ਕਲਾ :-ਸ਼ਬਦ ਲਹਿਰ – ਪੰਨਾ 30 ਤੋਂ 35

ਲਿਖਣ ਕਲਾ :-

1. ਓ ਤੋਂ ਤੜ
2. ਦੇ, ਤਿੰਨ, ਚਾਰ ਅੱਖਰੀ ਸ਼ਬਦਾਂ ਦਾ ਜੋੜ
3. ਚਾਰ ਅੱਖਰੀ ਸ਼ਬਦ
4. ਖਾਲੀ ਥਾਂਵਾਂ ਭਰੋ
5. ਚਿੱਤਰ ਦੇਖ ਕੇ ਨਾਂ ਲਿਖੋ
6. ਬੋਲ ਲਿਖਤ
7. ਚਿੱਤਰ ਦੇਖ ਕੇ ਸਹੀ ਸ਼ਬਦ ਤੇ ਘੇਰਾ ਲਗਾਓ
8. ਸਹੀ ਅੱਖਰ ਭਰ ਕੇ ਸਹੀ ਸ਼ਬਦ ਬਣਾਓ
9. ਵਾਕ ਬਣਾਓ
10. ਸੁਲੇਖ
11. ਮਿਲਾਨ ਕਰੋ

ਬੋਲਣ ਕਲਾ :-ਸਬਜੀਆਂ ਦੇ ਨਾਂ

ਸੁਣਨ ਕਲਾ :-ਕਹਾਣੀ 'ਪਿਆਸਾ ਕਾਂ' ਸੁਣਾ ਕੇ ਪ੍ਰਸ਼ਨ ਪੁੱਛੇ ਜਾਣਗੇ |

ਵਿਧੀਆਂ	ਸਹਾਇਕ ਸਮਗਰੀ	ਗਤੀਵਿਧੀਆਂ	ਮੁਲਾਂਕਣ ਵਿਧੀ
1. ਉਚਾਰਨ ਵਿਧੀ	1. ਫਲੈਸ਼ ਕਾਰਡ	Sentence Building Game from Curriculum Guidelines Page No. 16	1. ਲਿਖਤੀ ਅਭਿਆਸ
2. ਅਨੁਕਰਨ ਵਿਧੀ	2. ਵੀਡੀਓ		2. ਮੌਖਿਕ ਅਭਿਆਸ
3. ਦੇਖੇ ਤੇ ਬੋਲੋ ਵਿਧੀ	3. ਚਾਰਟ		3. ਵਰਕਸ਼ੀਟ ਅਭਿਆਸ
4. ਵਿਚਾਰ ਵਟਾਂਦਰਾ ਵਿਧੀ	4. ਤਸਵੀਰਾਂ		4. ਪੜ੍ਹਨਕਲਾ
5. ਚਿੱਤਰ ਪਛਾਣ ਵਿਧੀ			

### ਫਰਵਰੀ

ਪੜ੍ਹਨ ਕਲਾ :-ਸ਼ਬਦ ਲਹਿਰ – ਪੰਨਾ 36 ਤੋਂ 40

ਲਿਖਣ ਕਲਾ :-

1. ਦੇ, ਤਿੰਨ, ਚਾਰ ਅੱਖਰੀ ਸ਼ਬਦਾਂ ਦਾ ਜੋੜ
2. ਦੇ, ਤਿੰਨ, ਚਾਰ ਅੱਖਰੀ ਸ਼ਬਦ
3. ਖਾਲੀ ਥਾਂਵਾਂ ਭਰੋ
4. ਚਿੱਤਰ ਦੇਖ ਕੇ ਨਾਂ ਲਿਖੋ
5. ਬੋਲ ਲਿਖਤ
6. ਚਿੱਤਰ ਦੇਖ ਕੇ ਸਹੀ ਸ਼ਬਦ ਤੇ ਘੇਰਾ ਲਗਾਓ
7. ਸਹੀ ਅੱਖਰ ਭਰ ਕੇ ਸਹੀ ਸ਼ਬਦ ਬਣਾਓ
8. ਵਾਕ ਬਣਾਓ
9. ਸੁਲੇਖ
10. ਮਿਲਾਨ ਕਰੋ

**ਬੋਲਣ ਕਲਾ :-**ਕਵਿਤਾ – ਗਿਣਤੀ ਦਾ ਗੀਤ

### ਕਵਿਤਾ:ਗਿਣਤੀ ਦਾ ਗੀਤ

ਆਓ ਮਿਲ ਕੇ ਸਿਖੀਏ ਗਿਣਤੀ  
ਪਰ ਸਾਡੀ ਹੈ ਇਹ ਇੱਕ ਬਿਨਤੀ |  
ਭੁੱਲੀਏ ਜੇਕਰ ਤਾਂ ਯਾਦ ਕਰਵਾਉਣਾ  
ਲਿਖ ਲਿਖ ਕੇ ਸਾਨੂੰ ਸਿਖਾਉਣਾ |  
ਇੱਕ ਤੋਂ ਬਾਅਦ ਆਵੇ ਦੇ,  
ਚੰਗੇ ਬੱਚੇ ਬਣ ਕੇ ਰਹੋ |  
ਦੇ ਤੋਂ ਬਾਅਦ ਆਵੇ ਤਿੰਨ,  
ਚੰਗੀ ਤਰਾਂ ਤੂੰ ਮਣਕੇ ਗਿਣ |  
ਚਾਰ, ਪੰਜ, ਛੇ ਅਤੇ ਸੱਤ,  
ਕਦੇ ਨਾ ਲਵੋ ਭੈੜੀ ਮੱਤ |  
ਅੱਠ, ਨੌਂ ਅਤੇ ਆਇਆ ਦਸ,  
ਹੁਣ ਮੈਡਮ ਜੀ, ਕਰ ਦਿਓ ਬਸ |

**ਸੁਣਨ ਕਲਾ :-**ਕਹਾਣੀ 'ਲਾਲਚੀ ਕੁੱਤਾ' ਸੁਣਾ ਕੇ ਪ੍ਰਸ਼ਨ ਪੁੱਛੇ ਜਾਣਗੇ |

**ਕਿਰਿਆਤਮਕ ਕੰਮ :-**ਭੁਲਾਵੇਂ ਸ਼ਬਦ ਅਤੇ ਵਾਕ

ਵਿਧੀਆਂ	ਸਹਾਇਕ ਸਮਗਰੀ	ਗਤੀਵਿਧੀਆਂ	ਮੁਲਾਂਕਣ ਵਿਧੀ
1. ਉਚਾਰਨ ਵਿਧੀ	1.ਫਲੈਸ਼ ਕਾਰਡ	Look and Say from Curriculum Guidelines Page No. 14	1. ਲਿਖਤੀ ਅਭਿਆਸ
2. ਅਨੁਕਰਨ ਵਿਧੀ	2.ਵੀਡੀਓ		2. ਮੌਖਿਕ ਅਭਿਆਸ
3. ਦੇਖੇ ਤੇ ਬੋਲੇ ਵਿਧੀ	3.ਚਾਰਟ		3. ਵਰਕਸ਼ੀਟ ਅਭਿਆਸ
4. ਵਿਚਾਰ ਵਟਾਂਦਰਾ ਵਿਧੀ	4.ਤਸਵੀਰਾਂ		4. ਪੜ੍ਹਨ ਕਲਾ
5. ਚਿੱਤਰ ਪਛਾਣ ਵਿਧੀ			

ਮਾਰਚ

ਮੁਲਾਂਕਣ – 3

## Computer

### JANUARY

#### Question Answers for Viva :

Q-1 Which tool is used to draw straight line?

Ans- Line tool

Q-2 Which tool is used to erase a drawing?

Ans- Eraser tool

Q-3 Which tool is used to draw the shapes?

Ans- Shape tool

Q-4 Name any two output devices.

Ans- Monitor,Printer

#### **Lab Activity:-**

1.Draw different shapes and paint them.

### FEBRUARY

#### Question Answers for viva :

Q-5 How do we switch on a computer?

Ans- Step (i) Switch on the UPS

Step (ii) Switch on the CPU

Q-6 When the computer isn't busy what will it show?

Ans. Screen Saver

Q-7 What should we avoid to switch off a computer?

Ans. Never switch off the computer directly.

Q-8 How do we switch off a computer?

Ans. Step (i) Click on the start menu.

Step (ii) Click on the shut down button

Step (iii) Switch off UPS

#### **Lab Activity :-**

1.Draw different shapes and paint them.

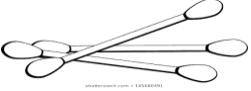
**MARCH**

**Assessment -3**



## Drawing

### JANUARY

Step by Step Book	Drawing File Objects	No. of periods	Activity
Pages - 30 to 35 	A cartoon	8	Bud impression on drawing file

### FEBRUARY

Step by Step Book	Drawing File Objects	No. of periods	Activity
Pages - 36 to 40	A hut and A book	8	-

### MARCH

**Assessment -3**

## General Knowledge

### JANUARY

Topic	No. of Periods	Activities	Teaching Aids/ Technology
Conversation Question/ Answer ( 1 to 7)	4	-	-
Curriculum Guidelines Page 16	2	Read & draw	
Speaking Topic- My School	4	-	-
Scrap File- Paste pictures of Means of Transport, Safety Rules	2	-	-
Listening Skill	1	Story telling	E- smart Board

### FEBRUARY

Topic	No. of Periods	Activities	Teaching Aids/ Technology
Conversation Question/ Answer ( 8 to 15)	4	-	-

Lesson No./Topics	No. of Days	Activities	Teaching Aids
Curriculum Guidelines Page 8	2	Be Quick	-
Speaking Topic- My Country	4	-	-
Scrap File- Paste pictures of Living & Non Living Things	2	Explanation Method	-

**MARCH****Assessment -3****My School**

1. I study in DAV Public School.
2. It is in Samana.
3. It has sixty rooms.
4. It has two computer labs.
5. It has a big library.
6. It has a beautiful garden.
7. It has a stadium.
8. It has a gym .
9. I love my school very much.

**My Country**

1. India is my country.
2. It has 28 states & 9 union territories.
3. New Delhi is the capital of India.
4. Its national language is Hindi.
5. My country is rich in culture & heritage.
6. It has many beautiful places to see.
7. I love and respect my country.
8. I am proud to be an Indian.

**Conversation Questions****January & February**

- |  |                                  |
|--|----------------------------------|
| 1. Where do we play?                                   | In park / In ground              |
| 2. How should we cross the road?                       | At Zebra Crossing                |
| 3. Who is the head of the church?                      | Father / The Priest              |
| 4. Name the month with least number of days.           | February                         |
| 5. Which is the first month of the year?               | January                          |
| 6. When is Christmas celebrated?                       | On 25 <sup>th</sup> December     |
| 7. Name any two living things.                         | Birds, Animals, Human Being etc. |
| 8. Name any two non-living things.                     | Pencil, Book etc.                |
| 9. When do you celebrate your birthday?                | -----                            |
| 10. Which is the last month of the year?               | December                         |
| 11. Name any two air transports.                       | Helicopter, Aeroplane            |
| 12. Name any two water transports.                     | Ship, Boat                       |
| 13. Name any two road transports.                      | Car, Bus                         |
| 14. Who is the founder of Arya Samaj?                  | Swami Dayanand Saraswati Ji      |
| 15. Which mean of transport is used for long distance? | Train                            |

# नैतिक शिक्षा

## जनवरी

पाठ का नाम / विषय	कालांश	गातिविधियाँ	सहायक सामग्री
पाठ-9 प्यारी चिपरी	2	बड़ों की आज्ञा का पालन करने की सीख दी जाएगी, कहानी सुनाना	पाठ्य पुस्तक
पाठ-10 यह भी तो है	2	लालच न करने की सीख दी जाएगी, कहानी सुनाना	पाठ्य पुस्तक
पाठ-11 केतकी का आलस	2	आलस के नुकसान बताएं जाएँगे	पाठ्य पुस्तक
आर्य समाज के नियम(7,8 )	3	-	पाठ्य पुस्तक
शिष्टाचार के नियम	1	-	पाठ्य पुस्तक
प्रश्न/ उत्तर	2	-	पाठ्य पुस्तक

## फरवरी

पाठ का नाम / विषय	कालांश	गातिविधियाँ	सहायक सामग्री
पाठ- 12 मदर टेरेसा	2	मदर टेरेसा के बारे में बताया जायेगा	पाठ्य पुस्तक
पाठ-13 नन्हीं किशोरी	2	दूसरों की सहायता की सीख दी जाएगी	पाठ्य पुस्तक
आर्य समाज के नियम(9,10 )	2	-	पाठ्य पुस्तक
डी ए वी गान(पहली 10 पंक्तियाँ)	3	सस्वर गायन करवाया जायेगा	पाठ्य पुस्तक

## मार्च

मूल्यांकन - 3

## शिष्टाचार के नियम

1. हमें हाथ जोड़कर माता – पिता व बड़ों को नमस्कार करना चाहिए।
2. हमें किसी के बारे में गलत नहीं बोलना चाहिए।
3. सदैव मीठा बोल बोलना चाहिए।
4. जब बड़े बात कर रहे हों तो बीच में नहीं बोलना चाहिए।
5. खाना खाने से पहले व बाद में हाथ धोने चाहिए।
6. खाना खाते समय बात नहीं करनी चाहिए।
7. हमें आपस में मिलजुल कर रहना चाहिए।
8. भगवान को याद करना चाहिए।

### प्रथम सत्र प्रश्न/उत्तर

प्रश्न-1 हमें किस का भजन करना चाहिए

उत्तर- भगवान का

प्रश्न-2 सफलता का क्या मंत्र है?

उत्तर- सदा सहायता करना, सदा सच कहना, सदा प्यार करना।

प्रश्न-3 जब हम किसी से मिलते हैं तो क्या करना चाहिए?

उत्तर- नमस्कार करना चाहिए।

प्रश्न-4 गलती होने पर हमें कौन सा शब्द उपयोग करना चाहिए?

उत्तर- माफ़ कीजिए।

प्रश्न-5 जब कोई हम पर उपकार करता है तो हमें कौन-सा शब्द उपयोग करना चाहिए?

उत्तर- धन्यवाद।

प्रश्न-6 कौन से तीन जादुई शब्दों का प्रयोग करने की आदत डालनी चाहिए?

उत्तर- नमस्कार माफ़ कीजिए, धन्यवाद।

प्रश्न-7 हमें सुबह कब उठना चाहिए?

उत्तर- सूर्य उदय के साथ

प्रश्न-8 हमें कब सोना चाहिए?

उत्तर- सूर्य अस्त होने के साथ/जल्दी सोना चाहिए।

प्रश्न-9 क्या हमें रात को देर तक टीवी देखना चाहिए ?

उत्तर- नहीं

प्रश्न-10 छुट्टी वाले दिन आप क्या-क्या करते हो?

उत्तर- खेलते हैं और मस्ती करते हैं।

### दूसरा सत्र प्रश्न/उत्तर

प्रश्न-1 चोरी करना अच्छी आदत है या बुरी ?

उत्तर- बुरी आदत।

प्रश्न-2 अगर हम दूसरे की वस्तु बिना पूछे ले तो उसे क्या कहते हैं ?

उत्तर- चोरी।

प्रश्न-3 हमें अपने दिन की शुरुआत कैसे करनी चाहिए?

उत्तर – प्रार्थना से।

प्रश्न-4 हमें प्रार्थना कैसे करनी चाहिए?

उत्तर- शांत मन से/हाथ जोड़ कर।

प्रश्न-5 हमें अपना कार्य कैसे करना चाहिए?

उत्तर- धैर्य से।

प्रश्न-6 स्वामी दयानंद जी के गुरु कौन थे?

उत्तर- स्वामी विरजानंद जी।

प्रश्न-7 गुरु किसे कहते हैं?

उत्तर- जो ज्ञान दें।

प्रश्न-8 जब हमें डर लगता है तो हमें किस का उच्चारण करना चाहिए?

उत्तर- ओउम् का।

प्रश्न-9 ओउम् शब्द में कितने अक्षर हैं?

उत्तर- तीन।

प्रश्न-10 हमें अपना जीवन कैसे जीना चाहिए?

उत्तर- मिल-जुलकर, प्यार से और मेहनत करके।

## तीसरा सत्र प्रश्न / उत्तर

प्रश्न-1हमें किस की आज्ञा का पालन करना चाहिए?

उत्तर- बड़ों की।

प्रश्न-2विद्यालय में किस की आज्ञा का पालन करना चाहिए?

उत्तर- अध्यापको की आज्ञा का।

प्रश्न-3हमें अपने दाँतों की सफ़ाई कैसे करनी चाहिए?

उत्तर- ब्रश से / दातुन से।

प्रश्न-4क्या आप किसी चीज के लिए अपने भाई बहन से लड़ते हो?

उत्तर- \_\_\_\_\_

प्रश्न-5हमें खाना खाने से पहले क्या करना चाहिए?

उत्तर- अच्छी तरह सेहाथ धोने चाहिए।

प्रश्न-6खाना खाने के बाद क्या करना चाहिए?

उत्तर- कुल्ला।

प्रश्न-7मदर टेरेसा का क्या नाम था?

उत्तर – एग्नेसा।

प्रश्न-8मदर टेरेसा को पहले किस नाम से पुकारा जाता था।

उत्तर – सिस्टर टेरेसा।

प्रश्न-9मदर टेरेसा ने मिशनरीज़ ऑफ़ चैरिटी की शुरुआत किस के लिए की?

उत्तर- भूखे, बेघर और अनाथ बच्चों की सहायता करने के लिए।

प्रश्न-10आपको दूसरों की सहायता करके कैसा लगता है?

उत्तर-बहुत अच्छा।

## Music & Dance

### JANUARY and FEBRUARY

Topic	No. of days	Tools and Techniques	Teaching Aids
Children Dance – Hindi	6	Demonstration with steps	With sound system
Children Song (लकड़ी की काठी -----)	6	Demonstration with musical instruments	From Study Plan with Lyrics

### MARCH

### Assessment -3

## Health & Physical Education

<b>JANUARY</b>			
Topic	No. of Periods	Activities	Teaching Aids
Game - Lion and Goat	1	Practical in Ground	Body Movements
Race- Chain Race	1	Practical in Ground	Body Movements
Ball Handling	1	Practical in Ground	Body Movements
Indoor Game - Carrom Board	3	In classroom	Carrom Board
Asana- Vajrasana	3	Practical in Ground Demonstration and Practice	Body Movements
<b>FEBRUARY</b>			
Topic	No. of Periods	Activities	Teaching Aids
Race – One Leg Race	1	Practical in Ground	Body Movements
Indoor Game - Carrom Board	3	In classroom	Carrom Board
Ball Catching	1	Practical in Ground	Body Movements
Game – Dodge Ball	1	Practical in Ground	Body Movements
Asana- Bhujang asana	3	Practical in Ground Demonstration and Practice	Body Movements
<b>MARCH</b>		<b>Assessment -3</b>	

ॐ

## Blue Print (ORAL / PRACTICAL CRITERIA)

### (Unit -1<sup>st</sup>, 2<sup>nd</sup> & 3<sup>rd</sup>)

Languages: English, Hindi, Punjabi
i) Reading Skill
ii) Writing Skill
iii) Speaking Skill
iv) Listening Skill

Science/EVS
i) Environmental Sensitivity
ii) Activity/ Project
iii) Group Discussion

Mathematics
i) Concept
ii) Activity
iii) Tables
iv) Mental Ability

Physical Education (25)	
(i) Team Spirit (5)	(iv) Self Discipline(5)
(ii) Flexibility (5)	(v) Determination(5)
(iii) Confidence (5)	

Computer(20)	
(a) Practical	(5+5)
(b) Viva	
i) Questioning from Study Plan	(5)
ii) Condition of Diary, Uniform , Discipline	(1+2+2)

General Knowledge (20)
i) Conversation(Ques/ Ans) (5)
ii) Speaking Skill (Topic) (5)
iii) Condition of Scrap Book (5)
iv) Topics from Scrap Book (Recognition) (5)

Performing Arts	
<b>1. Music</b> i) Interest ii) Rhythm iii) Melody	<b>2. Dance</b> i) Interest ii) Expression iii) Body Movement

नैतिक शिक्षा(प्रथम सत्र) अंक(20)	
गायत्री मंत्र(5)	
आर्य समाज के नियम(कोई 1)	(5)
डी ए वी गान(चार पंक्तियां) (5)	
प्रश्न/ उत्तर(कोई 5) (5)	

नैतिक शिक्षा(दूसरा और तीसरा सत्र) अंक(20)	
आर्य समाज के नियम(कोई 1)	(5)
डी ए वी गान(आठ पंक्तियां) (5)	
प्रश्न/ उत्तर(कोई 5) (5)	
शिष्टाचार के नियम(कोई 5)	(5)

**Calendar Activities for Class 1<sup>st</sup>**  
**Session : 2022-23**

<u>Months</u>	<u>Activities</u>
MAY	Mother Day Celebration
JULY	Paper Craft
AUGUST	Poetry Recitation
OCTOBER	Halloween Party
NOVEMBER	Children Day
JANUARY	Handwriting

**Test Schedule**

<u>Day</u>	<u>Subjects</u>
MONDAY	English
TUESDAY	Mathematics
WEDNESDAY	Punjabi
THURSDAY	Hindi
FRIDAY	Science
SATURDAY	Reading & Co-Scholastic





**MEDICAL PLANNER FOR CLASSES  
LKG to 3<sup>rd</sup>(JUNIOR)  
SESSION: 2022-23**



MONTH	TOPICS
APRIL	Don't be a dope; wash your hands with water and soap. Hand washing drill!
MAY	"Health for All"& "My Health Vocabulary. "
JULY	Healthy food in school Tiffin, that's really cool!& Healthy Tiffin Competition (World Food Day)
AUGUST	No trespassing, this is my body!& Body boundaries + underpants rules.
SEPTEMBER	Hey child, know the real deal about your meal.& Good manners & Kindness always in fashion.
OCTOBER	Give a hoot-eat more fruit.& Autumn veggies and fruits.
NOVEMBER	Are you Winter Ready?& Protect Health from Climate Change.
DECEMBER	You could be first on scene, learn basic first aid.& Know The Helplines
JANUARY	Know safety, No pain.& Buddies not Bullies.
FEBRUARY	Brush your pearls!& Oral health for a healthy life.

**Dr Mohan Lal Sharma**  
**Principal**

## Suggestive Activities for FIT India Movement

### March 2022-Feb 2023

Sr. No.	Month	Theme based Activities
1.	March-April	<p style="text-align: center;"><b>FIT INDIA FITNESS ASSESSMENT</b></p> <ul style="list-style-type: none"> <li>• Fitness assessment by teachers and parents on Fit India Mobile App</li> <li>• Participation in Fit India Quiz as audience on Fit India Mobile App               <ul style="list-style-type: none"> <li>○ <b>Fitness Ka Dose Aadha Ghanta Roz-</b> doing daily physical activities like Yoga/Free hand exercise/ dance/ playing sports etc. for half an hour atleast.</li> </ul> </li> </ul>
2.	May-June	<p style="text-align: center;"><b>MENTAL FITNESS AND YOGA</b></p> <ul style="list-style-type: none"> <li>• Learn Common Yoga Protocols, different poses of Yoga through Fit India Mobile App</li> <li>• Celebration of “Yoga Day” (Age-appropriate Yoga Activities)</li> <li>• Rhythmic Yoga on patriotic songs and share your stories on Fit India Mobile App</li> <li>• Pranayam, Meditation/ Mindfulness activities every day.</li> <li>• Daily Yoga, Stretching, Hand exercises may be included in assembly to make fitness part of students’/teachers’ daily lifestyle</li> <li>• Focus on Mind games like chess, Sudoku, Puzzle etc.</li> </ul>
3.	July	<p style="text-align: center;"><b>FITNESS ASSESSMENT OF STUDENTS THROUGH PE TEACHERS AND INDIGENOUS SPORTS</b></p> <ul style="list-style-type: none"> <li>• Participate in Khelo India National Fitness programme for schools through Fit India Mobile App</li> <li>• Learn different Indigenous/ traditional sports on Fit India Mobile App</li> <li>• Organization of indigenous/traditional sports, martial arts, dance with theme – <b>Hamari Sanskriti Se Fitness</b></li> </ul>
4.	August - September	<p style="text-align: center;"><b>FIT INDIA FREEDOM RUN</b></p> <ul style="list-style-type: none"> <li>• Organizing Fit India Freedom Run at iconic and historic importance places by registering on Fit India Mobile App</li> <li>• Share your Run with friends/family and challenge them on 1-it India Mobile App</li> <li>• Fit India Freedom Run to start/culminate with patriotic songs/stories on freedom struggle of local heroes (Staff, Students &amp; Community)</li> <li>• Places associated with Independence Movement in states/UTs to</li> </ul>

		<p>be selected for culmination/ starting of Freedom run</p> <ul style="list-style-type: none"> <li>• In morning assembly plays / role-plays may be conducted on various historically important events.</li> <li>• Stories/Talks/Essay competition on one Freedom Fighter/local hero of Freedom struggle at least once every week</li> </ul>
5.	October	<p style="text-align: center;"><b>FIT INDIA PLOG RUN</b></p> <ul style="list-style-type: none"> <li>• Organise and register FIT India Plogrun on Fit India Mobile App</li> <li>• Virtual connect with Plogging communities on Fit India Mobile App with share your stories feature</li> <li>• Plays/ Rallies with themes such as Swachta, Ahinsa and other values of Mahatma Gandhi</li> <li>• Cultural programs depicting importance of Mahatma Gandhi in India's Independence</li> <li>• Swachhata Pledge/ Water Saving Pledge</li> </ul>
6.	November-December	<p style="text-align: center;"><b>FIT INDIA SCHOOL WEEK AND FITNESS ASSESSMENT</b></p> <ul style="list-style-type: none"> <li>• Celebrating 5-6 days in a week for fitness related activities</li> <li>• Inter and Intra Sports Competitions</li> <li>• Motivate &amp; aware parents, community regarding doing daily fitness activities.</li> <li>• Participate in Khelo India National Fitness programme for schools through Fit India Mobile App</li> <li>• Fitness assessment by teachers and parents on Fit India Mobile App</li> </ul>
7.	January-February	<p style="text-align: center;"><b>FIT INDIA NEW YEAR SPECIAL AND FITNESS ASSESSMENT</b></p> <ul style="list-style-type: none"> <li>• Welcoming new year with fitness events</li> <li>• Participate in Khelo India National Fitness programme for schools through Fit India Mobile App</li> <li>• Fitness assessment by teachers and parents on Fit India Mobile App</li> <li>• Participation in Fit India Quiz as audience on Fit India Mobile App</li> <li>• Collage making and poster competition on Healthy Food Habits and Importance doing daily fitness activities</li> </ul>

आर्य पर्व(2022-23)

क्रम संख्या	तिथि	पर्व
1.	10अप्रैल,2022	रविवार आर्य समाज स्थापना दिवस
2.	19अप्रैल,2022	मंगलवार महात्मा हंसराजजन्म दिवस
3.	26 अप्रैल,2022	मंगलवार पंडित गुरुदत्त विद्यार्थी जन्म दिवस
4.	1जून,2022	बुधवार डी.ए.वी स्थापना दिवस
5.	14सितम्बर,2022	बुधवार गुरु विरजानंद पुण्यतिथि
6.	5 अक्तूबर,2022	बुधवार स्वामी विरजानंद जयंती
7.	15 अक्तूबर,2022	शनिवार महात्मा आनंद स्वामी जन्म दिवस
8.	21 अक्तूबर,2022	सोमवार रामचंद्र छत्रपति बलिदान दिवस
9.	24 अक्तूबर,2022	शनिवार महात्मा आनंद स्वामी पुण्यतिथि
10.	24अक्तूबर,2022	सोमवार ऋषि निर्वाणोत्सव
11.	14 नवम्बर,2022	सोमवार स्वामी दयानंद विरजानंद की कुटिया
12.	15 नवम्बर,2022	रविवार महात्मा हंसराज पुण्यतिथि
13.	19 दिसम्बर,2022	सोमवार पंडित राम प्रसाद बिस्मिल बलिदान दिवस
14.	23 दिसम्बर,2022	शुक्रवार स्वामी श्रद्धानंद बलिदान दिवस
15.	15जनवरी,2023	वीरवार स्वामी विवेकानंद जयंती
16.	28 जनवरी,2023	शनिवार लाला लाजपतराय जयंती
17.	12फरवरी,2023	बुधवार ऋषि दयानंद सरस्वती जन्म दिवस
18.	18फरवरी,2023	शनिवार ऋषि बोधोत्सव
19.	21 फ़रवरी,2023	मंगलवार मुनि मुनिशवरनन्द
20.	19 मार्च,2023	रविवार पंडित गुरुदत्त विद्यार्थी पुण्यतिथि

**Important Days (Awareness)****Session 2022-23****APRIL**

<b><u>S.No</u></b>	<b><u>Date</u></b>	<b><u>Day</u></b>		<b><u>Celebration</u></b>
1.	7 <sup>th</sup> April,2022	Thursday	World Health Day	Awareness
2.	10 <sup>th</sup> April,2022	Sunday	Arya Samaj SathapanaDiwas,	HawanYajna , Speech By House
3.	12 <sup>th</sup> April,2022	Tuesday	New Session Beginning 1 <sup>st</sup> to 12 <sup>th</sup>	Hawan Yajna ( MangalKamnaDi was)
4.	16 <sup>th</sup> April,2022	Saturday	New Session Beginning LKG & UKG	Hawan Yajna ( MangalKamnaDi was)
5.	13 <sup>th</sup> April,2022	Wednesday	Jallianwala Bagh Massacre	Awareness
6.	14 <sup>th</sup> April,2022	Thursday	Baisakhi/Mahavir Jayanti	Awareness + Speech
7.	14 <sup>th</sup> April,2022	Thursday	Dr. B.R. Ambedkar Jayanti	Awareness
8.	18 <sup>th</sup> April,2022	Monday	World Heritage Day	Awareness By Social Science Faculty
9.	19 <sup>th</sup> April,2022	Tuesday	Mahatma Hans Raj Jayanti	Tribute By Running House
10.	21 <sup>st</sup> April,2022	Thursday	National Civil Service Day(India)	Awareness
11.	22 <sup>nd</sup> April,2022	Friday	World Earth Day	Awareness
12.	23 <sup>rd</sup> April,2022	Saturday	World Book Day	Awareness
13.	25 <sup>th</sup> April,2022	Monday	World Malaria Day	Awareness
14.	26 <sup>th</sup> April,2022	Tuesday	World Intellectual Property Day	Awareness
15.	29 <sup>th</sup> April,2022	Friday	International Dance Day	Awareness

May

<u>Sr. No.</u>	<u>Date</u>	<u>Day</u>	<u>Day</u>	<u>Celebration</u>
1.	1 <sup>st</sup> May,2022	Sunday	International Labour Day	Activity of Grade-D By House +Classes 11 <sup>th</sup> & 12 <sup>th</sup>
2.	1 <sup>st</sup> May,2022	Sunday	World Laughter Day	Awareness
3.	3 <sup>rd</sup> May,2022	Tuesday	World Press Freedom Day/Parshuram Jayanti	Awareness
4.	4 <sup>th</sup> May,2022	Wednesday	International Fire fighters Day	Awareness
5.	4 <sup>th</sup> May,2022	Wednesday	Parshuram Jayanti	Awareness
6.	7 <sup>th</sup> May,2022	Saturday	Rabindranath Tagore Jayanti	Awareness
7.	8 <sup>th</sup> May,2022	Sunday	World Red Cross Day	Speech By House
8.	8 <sup>th</sup> May,2022	Sunday	Mothers Day	Celebration By Pre-Primary (LKG to 3 <sup>rd</sup> )
9.	11 <sup>th</sup> May,2022	Wednesday	National Technology Day	Awareness
10.	16 <sup>th</sup> May,2022	Monday	Buddha Purnima	Awareness
11.	17 <sup>th</sup> May,2022	Tuesday	<ul style="list-style-type: none"> <li>• World Telecommuni- cation and Informa- tion Society Day</li> <li>• World Hypertension Day</li> </ul>	Awareness
12.	21 <sup>st</sup> May,2022	Saturday	National Anti Terrorism Day	Awareness
13.	31 <sup>st</sup> May,2022	Tuesday	World No Tobacco Day/Anti Tobacco Day	Speech By House+ Poster Making by Class 10 <sup>th</sup> & 11 <sup>th</sup>

JUNE

<u>S.No</u>	<u>Date</u>	<u>Day</u>	<u>Day</u>	<u>Celebration</u>
1.	1 <sup>st</sup> June,2022	Wednesday	DAV Foundation Day- (Hawan Yajna) Global Day of Parents	Hawan

2.	3 <sup>rd</sup> June,2022	Friday	Guru Arjan Dev Ji Martydom Day	Speech
3.	5 <sup>th</sup> June,2022	Sunday	World Environment Day	Speech
4.	7 <sup>th</sup> June,2022	Tuesday	World Food Safety Day	Awareness
5.	12 <sup>th</sup> June,2022	Sunday	Anti ChildLabour Day	Awareness
6.	14 <sup>th</sup> June,2022	Tuesday	World Blood Donor Day	Awareness
7.	14 <sup>th</sup> June,2022	Tuesday	Sant Kabir Jayanti	Awareness
8.	19 <sup>th</sup> June,2022	Sunday	Father's Day	Speech
9.	21 <sup>st</sup> June,2022	Tuesday	International Yoga Day	(Celebration by NCC Cadets)
10.	21 <sup>st</sup> June,2022	Tuesday	World Music Day	Celebration by Music Department
11.	26 <sup>th</sup> June,2022	Sunday	International Anti Drug Day	Speech

**JULY**

<u>S.No</u>	<u>Date</u>	<u>Day</u>	<u>Day</u>	
1.	11 <sup>th</sup> July,2022	Monday	World Population Day	Awareness
2.	15 <sup>th</sup> July,2022	Friday	World Youth Skill Day	Awareness
3.	26 <sup>th</sup> July,2022	Tuesday	Kargil Vijay Diwas	Awareness
4.	28 <sup>th</sup> July,2022	Thursday	<ul style="list-style-type: none"> <li>• World Hepatitis Day</li> <li>• World Nature Conservation Day</li> </ul>	Awareness
5.	31 <sup>st</sup> July,2022	Sunday	Martyrdom Day of SaheedUdam Singh Ji	Tribute by Running House

**AUGUST**

<u>S.No</u>	<u>Date</u>	<u>Day</u>	<u>Day</u>	
1.	11 <sup>th</sup> Aug,2022	Thursday	Raksha Bandhan (Rakhi)	Celebration
2.	12 <sup>th</sup> Aug,2022	Friday	World Youth Day Sanskrit Diwas	Awareness



3.	15 <sup>th</sup> Aug,2022	Monday	Independence Day	Celebration
4.	19 <sup>th</sup> Aug,2022	Friday	<ul style="list-style-type: none"> <li>World Photography Day</li> <li>Janamashtami (Krishnostav)</li> </ul>	Awareness+Speech Celebration by Primary Block
5.	20 <sup>th</sup> Aug,2022	Thursday	National Sadhbhavana Diwas	Awareness
6.	21 <sup>st</sup> Aug,2022	Sunday	World Senior Citizen Day	Awareness
7.	26 <sup>th</sup> Aug,2022	Friday	Women Equality Day	Awareness
8.	28 <sup>th</sup> Aug,2022	Sunday	Prakash Utsav Shri Guru Granth Sahib Ji	Speech
9.	29 <sup>th</sup> Aug,2022	Monday	National Sports Day	Awareness
10.	30 <sup>th</sup> Aug,2022	Tuesday	Teej (Hari Talika)	Celebration

### SEPTEMBER

<u>S.N</u>	<u>Date</u>	<u>Day</u>		
1.	5 <sup>th</sup> Sep,2022	Monday	Teachers Day (Guru Utsav)	Celebration By Running House
2.	8 <sup>th</sup> Sep,2022	Thursday	International Literacy Day + Onam	Speech + Awareness
3.	14 <sup>th</sup> Sep,2022	Wednesday	Hindi Diwas	Speech and Celebration by Hindi Department
4.	15 <sup>th</sup> Sep,2022	Thursday	<ul style="list-style-type: none"> <li>International Democracy Day</li> <li>Engineer's Day</li> </ul>	Awareness
5.	16 <sup>th</sup> Sep,2022	Friday	World Ozone Preservation Day	Awareness
6.	21 <sup>st</sup> Sep,2022	Wednesday	International Peace Day	Awareness
7.	26 <sup>th</sup> Sep,2022	Monday	Maharaja Aggarsain Jayanti	Speech
8.	27 <sup>th</sup> Sep,2022	Tuesday	World Tourism Day	Awareness



9.	29 <sup>th</sup> Sep,2022	Thursday	World Heart Day	Awareness
<b><u>OCTOBER</u></b>				
<b><u>S.No</u></b>	<b><u>Date</u></b>	<b><u>Day</u></b>	<b><u>Day</u></b>	<b><u>Celebration</u></b>
1.	2 <sup>nd</sup> Oct,2022	Sunday	<ul style="list-style-type: none"> <li>• Mahatama Gandhi Jayanti &amp; Non Violence Day</li> <li>• Lal Bahadur Jayanti</li> </ul>	Tribute by Houses
2.	4 <sup>th</sup> Oct,2022	Tuesday	World Animal Welfare Day	Awareness
3.	5 <sup>th</sup> Oct,2022	Wednesday	Dussehra	Celebration By Running House
4.	8 <sup>th</sup> Oct,2022	Saturday	Indian Air Force Day	Awareness
5.	9 <sup>th</sup> Oct,2022	Sunday	Maharishi Valmiki Jayanti	Speech
6.	11 <sup>th</sup> Oct,2022	Tuesday	<ul style="list-style-type: none"> <li>• International Girl Child Day Purab</li> <li>• Prakash Purab of Shri Guru Ram Dass Ji</li> </ul>	Awareness + Speech
7.	13 <sup>th</sup> Oct,2022	Thursday	Karva Chauth	Speech
8.	15 <sup>th</sup> Oct,2022	Saturday	World Students Day	Awareness
9.	16 <sup>th</sup> Oct,2022	Saturday	<ul style="list-style-type: none"> <li>• World Food Day</li> <li>• Janam Diwas of Baba Banda Singh Ji Bahadur</li> </ul>	Awareness
10.	24 <sup>th</sup> Oct,2022	Monday	<ul style="list-style-type: none"> <li>• Diwali</li> <li>• United Nations Day</li> </ul>	Awareness + Speech
11.	25 <sup>th</sup> Oct,2022	Tuesday	Govardhan Pooja + Vishavkarma Day	Speech
12.	26 <sup>th</sup> Oct,2022	Wednesday	Bhai Dooj	Speech
13.	30 <sup>th</sup> Oct,2022	Sunday	Chath Pooja	Awareness
14.	31 <sup>st</sup> Oct,2022	Monday	National Unity Day	Awareness

**NOVEMBER**

<u>S.No</u>	<u>Date</u>	<u>Day</u>		
1.	1 <sup>st</sup> Nov,2022	Tuesday	Punjab Diwas	Awareness
2.	8 <sup>th</sup> Nov,2022	Tuesday	Shri Guru Nanak Dev Jayanti	Celebration by Punjabi Department
3.	14 <sup>th</sup> Nov,2022	Monday	Children Day	Celebration By Pre Primary Block
4.	28 <sup>th</sup> Nov,2022	Monday	Martydom Day of Shri Guru Tegh Bahadur Ji	Speech +Tribute

**DECEMBER**

<u>S.No</u>	<u>Date</u>	<u>Day</u>		
1.	1 <sup>st</sup> Dec,2022	Thursday	World AIDS Day	Awareness
2.	2 <sup>nd</sup> Dec,2022	Friday	<ul style="list-style-type: none"> <li>• World Computer Li- teracy Day</li> <li>• National Pollution Control Day</li> </ul>	Speech + Awareness
3.	4 <sup>th</sup> Dec,2022	Sunday	Indian Navy Day	Awareness
4.	7 <sup>th</sup> Dec,2022	Wednesday	Indian Armed Forces Flag Day	Awareness
5.	9 <sup>th</sup> Dec,2022	Friday	International Anti- Corruption Day	Awareness
6.	10 <sup>th</sup> Dec,2022	Saturday	Human Rights Day	Awareness
7.	22 <sup>nd</sup> Dec,2022	Thursday	National Mathematics Day	Celebration by Maths Department
8.	23 <sup>rd</sup> Dec,2022	Friday	Swami ShradhanandBalidanDi was	Tribute By Running House
9.	24 <sup>th</sup> Dec,2022	Saturday	National Consumer Day	Awareness
10.	25 <sup>th</sup> Dec,2022	Sunday	Christmas Day	Celebration by Pre-Primary
11.	26 <sup>th</sup> to 28 <sup>th</sup> Dec,2022	Monday, Tuesday, Wednesday	Shaheedijor Mela	Tribute by Running House
12.	29 <sup>th</sup> Dec,2022	Thursday	Parkash Purab Shri Guru Gobind Singh Ji	Speech

**JANUARY**

<b><u>S.No</u></b>	<b><u>Date</u></b>	<b><u>Day</u></b>		
1.	1 <sup>st</sup> Jan,2023	Sunday	New Year	(Hawan Yajna)
2.	6 <sup>th</sup> Jan,2023	Friday	National Technology Day	Awareness
3.	12 <sup>th</sup> Jan,2023	Thursday	National Youth Day	Awareness
4.	14 <sup>th</sup> Jan,2023	Saturday	Lohri	(Celebration by Senior Block + Running House)
5.	15 <sup>th</sup> Jan,2023	Sunday	Makar Sankranti / Pongal	Speech
6.	23 <sup>rd</sup> Jan,2023	Monday	Neetaji Subhash Chandra Bose Birth Anniversary	Awareness
7.	25 <sup>th</sup> Jan,2023	Wednesday	<ul style="list-style-type: none"> <li>• Basant Panchmi</li> <li>• National Voters Day</li> <li>• Indian Tourism Day</li> </ul>	Awareness
8.	26 <sup>th</sup> Jan,2023	Thursday	Republic Day	Celebration by Running House
9.	30 <sup>th</sup> Jan,2023	Monday	Mahatama Gandhi Martyrdom Day	Tribute by Running House

**FEBRUARY**

<b><u>S.No</u></b>	<b><u>Date</u></b>	<b><u>Day</u></b>		
1.	4 <sup>th</sup> Feb,2023	Saturday	World Cancer Day	Awareness
2.	5 <sup>th</sup> Feb,2023	Sunday	Guru Ravidas Jayanti	Speech
3.	15 <sup>th</sup> Feb,2023	Wednesday	Maharishi Dayanand Saraswati	Celebration by running House
4.	18 <sup>th</sup> Feb,2023	Saturday	MahaShivratri	Celebration/Speech
5.	20 <sup>th</sup> Feb,2023	Monday	World Day of Social Justice	Awareness
6.	21 <sup>st</sup> Feb,2023	Tuesday	Matri Bhasha Divas	Celebration By Punjabi Teachers
7.	23 <sup>rd</sup> Feb,2023	Wednesday	World Peace & Understanding Day	Awareness
8.	28 <sup>th</sup> Feb,2023	Tuesday	National Science Day	Celebration By Science Teachers

**MARCH**

<b><u>S.No</u></b>	<b><u>Date</u></b>	<b><u>Day</u></b>		
1.	1 <sup>st</sup> March,2023	Wednesday	Rishi Bodh Utsav	Awareness
2.	3 <sup>rd</sup> March,2023	Friday	National Defence Day	Awareness
3.	8 <sup>th</sup> March,2023	Wednesday	Holi + International World Women's Day	Celebration By Running House
4.	15 <sup>th</sup> March,2 023	Wednesday	World Consumer Rights Day	Awareness
5.	22 <sup>th</sup> March,2023	Wednesday	World Water Day	Awareness



ॐ  
**ओ३म्**  
**DAV PUBLIC SCHOOL SAMANA**  
**(SENIOR SECONDARY)**  
CBSE AFFILIATED-1630571



**NEAR CHAK AMRITSARIA PATRAN ROAD, SAMANA - 147101, DIST. PATIALA (PB)**

**List of Activities under Ek Bharat Shreshtha Bharat**

Sr.No	Description of Activity	Month/Day/ Location	Learning Outcome
1	Exposure of students to the alphabets, songs, proverbs and 100 sentences in the languages of the partnering State/UT.	Academic Year/ Every Week / school premises	It will develop the linguistic capacity of the students.
2	Essay Competition among students in the language of the partnering State/UT	Academic Year	It will develop multi-linguistic skills in students.
3	Drama/ Role Play on culture, history, the tradition of partnering State/UT.	Academic Year/school premises	The students will be able to learn the culture of the partnering State/UT.
4	Identification/translation and dissemination of similar proverbs in the language of partnering State/UT.	Academic Year	The students will be able to learn the language and culture of the Partnering state/UT.
5	"Themed Display Board/Wall magazine" on the partnering state. (Historical Monuments, Dressing Style, painting, handicrafts, alphabet and basic sentences of the partnering State/UTs).	Round the Year/ school premises	The pictorial representation will help them in learning and Understanding about partnering States/UTs.
6	Pledge on Swachhta/ Single-use plastic/water saving/ National Unity in the language of partnering states/UTs	At least two times every month/ Schools' premises during morning assembly.	The students will have exposure to partnering state language. Enhance social responsibility among students.
7	"Questions/ Answer session" (Quiz) on partnering States/UTs. (Know Your Partner States/UTs)	Once in a month/ Morning Assembly.	It will help students to remember the important facts about partnering States/UTs.
8	"State Day Celebration" of partner State/UT	On State Day/ School Premises	It will develop a sense of unity among the students of both the States/UTs.







**DAV PUBLIC SCHOOL SAMANA**  
(SENIOR SECONDARY)  
CBSE AFFILIATED-1630571



# House Information

## 2022-23

House	Color	Motto	Tagline	Logo
Virtue	Red	Modesty	Self-Respect is the corner stone of all Virtues.	
Harmony	Green	Courage to Care	Caring is the gift of making the ordinary to Extraordinary.	
Charity	Blue	(Sympathy)	Charity makes dreams come true.	
Gratitude	Yellow	Thankful & Grateful	Gratitude Unlocks the fullness of life	

## DO's AND DON'Ts

### Do's

1. Give due regards to your elders.
2. Prepare yourself well to perform well.
3. Converse in English in School Campus.
4. Come to school well groomed, in proper Uniform.
5. Bring the student's diary to school daily.
6. Be regular in attendance and never be late to school. Attend morning assembly without fail.
7. Keep your classroom and school premises clean and tidy.
8. Turn off the taps after use.
9. Switch off fans and lights when not in use.
10. Be fair and honest at work. Always be considerate of the rights of others.
11. Make use of the Library.

### Don'ts

1. Do not bring precious articles in-school.
2. Do not damage the school property.
3. Do not make noise in the classroom, corridors, auditorium or elsewhere in the school campus.
4. Do not bring gadgets such as mobile phones, I Pads, MP3's etc.
5. Do not be absent from school. 75% attendance is the minimum requirement.
6. Do not use abusive language.
7. Do not pluck flowers. Never touch electric plugs.
8. Do not wear expensive jewellery to school.
9. Don't involve in physical fights.
10. Do not come in personal vehicles to school.

### CODE OF CONDUCT

- ❖ Converse in English in school campus.
- ❖ Come to school regularly. In case you want to avail leave, kindly get it sanctioned from class teacher.
- ❖ Ensure proper order and discipline while moving to the playground /assembly / library or any lab.
- ❖ Library books must be handled with extra care and must be returned in time.
- ❖ Shouting / Fighting or Indulging in unruly behavior in the school premises is forbidden.
- ❖ Kindly contribute to make your school clean DAV, Green DAV.
- ❖ Proper decorum should be maintained while singing National Anthem / DAV Anthem and School Prayers as a mark of patriotism.
- ❖ Students should not carry any sharp objects like blade, knife, paper cutter etc. as they can prove to be harmful.
- ❖ Possession of crackers / bursting crackers / playing with colours in the school is strictly prohibited. Any student found with expensive jewellery, mobile phone, CD's, any other objectionable article will be subjected to fine and confiscation of the above mentioned articles.



## TEN PRINCIPLES OF THE ARYA SAMAJ

1. God is the primary source of all true knowledge and of all that can be known through it.
2. God is Existent, Intelligent and Blissful. He is Formless, Almighty, Just Merciful, Unborn, Infinite, Unchallengeable, Beginning less, Incomparable the support and Lord of all, Omniscient, Imperishable, Immortal, Fearless, Eternal, Holy and the Maker of the Universe. To him alone worship is due.
3. The Vedas are scriptures of true knowledge. It is the duty of all Aryas to read them, hear them being read and recite them to others.
4. We should always be ready to accept the truth and give up untruth.
5. All actions should be performed in conformity with Dharma, that is, after due consideration of right and wrong.
6. The primary aim of the Arya Samaj is too good for all, that is, to promote their physical, spiritual and social well-being.
7. We should treat all people with love, fairness and due regards for their merit.
8. One should aim at dispelling ignorance and promoting knowledge.
9. One should not only be content with one's own welfare but should look for it in the welfare of other also.
10. One should regard oneself under restriction to follow altruistic rulings of the society, while all should be free in following the rules of individual welfare

## आर्य समाज के नियम

1. सब सत्य विद्या और जो पदार्थ विद्या से जाने जाते हैं, उन सबका आदि मूल परमेश्वर है।
2. ईश्वर सच्चिदानंद स्वरूप, निराकार, सर्वशक्तिमान, न्यायकारी, दयालु, सर्वेश्वर, सर्वव्यापक, सर्वातर्यामी, अजर, अमर, अभय, नित्य, पवित्र और सृष्टिकर्ता है उसी की उपासना करने योग्य है।
3. वेद सब सत्य विद्याओं की पुस्तक है। वेद का पढ़ना-पढ़ाना और सुनना-सुनाना सब आर्यों का परम धर्म है।
4. सत्य के ग्रहण करने और असत्य के छोड़ने में सर्वदा उद्यत रहना चाहिए।
5. सब काम धर्मानुसार अर्थात् सत्य और असत्य का विचार करके करना चाहिए ।
6. संसार का उपकार करना इस समाज का मुख्य उद्देश्य है अर्थात् शारीरिक, आत्मिक और सामाजिक उन्नति करना ।
7. सबसे प्रीतिपूर्वक धर्मानुसार यथायोग्य वर्तना चाहिए ।
8. अविद्या का नाश और विद्या की वृद्धि करनी चाहिए।
9. प्रत्येक को अपनी ही उन्नति से संतुष्ट न रहना चाहिए, किंतु सबकी उन्नति में अपनी उन्नति समझनी चाहिए।
10. सब मनुष्यों को सामाजिक सर्वहितकारी नियम पालने में परतंत्र रहना चाहिए और प्रत्येक हितकारी नियम में सब स्वतंत्र रहें।